

# Chief Minister Fellowship Program 2023

Application Guide

Create Account



Government of Maharashtra

# Chief Minister Fellowship Program 2023



English

मराठी

You can switch the language  
Enter Information in  
ENGLISH only



Sign In

Email ID \*

Password \*

Sign In

[Forgot Password ?](#)

[Create an account](#)

To create account,  
you first need to click  
on this button



Powered by Maharashtra Knowledge Corporation Ltd. (MKCL) as Knowledge Partner and Solution Architect, Copyright © 2023. All rights reserved by MKCL

Helpline Number 022-49295118, 7030924333

(Timing Mon. to Sat. -- 9:30 AM to 6:00 PM).

# Primary Eligibility Scrutiny



## Create An Account

### Instructions :

Please read these eligibility criterias carefully.  
Proceed to create an account only if you fulfill these criterias.  
At the time of interview the original documents for criteria 1 to 4 will be verified.

### Primary Eligibility Scrutiny

1. I am an Indian citizen / a person staying overseas with Indian citizenship.
  2. My date of birth is between 1st June 1992 and 31st May 1998 (including both dates).
  3. I am a graduate passed with minimum 60% marks.
  4. I have work experience of minimum 12 months.
  5. I have basic language proficiency in Marathi, English and Hindi.
  6. I am a computer literate person and can use internet effectively.
- I have read the Government Resolution published on the website of Chief Minister Fellowship Program 2023 and I agree with the terms and conditions mentioned therein and I fulfill primary eligibility criteria.

Create account



MKCL  
Creating a Knowledge Lit World

Read Primary Eligibility Scrutiny criteria carefully. Confirm whether you satisfy them. Then click on this checkbox

Click on Government Resolution to read terms and conditions

Then click on create account button



Government of Maharashtra

# Chief Minister Fellowship Program 2023



Create An Account

## Instructions :

The information that you will enter here will get reflected in your final application form. This information cannot be changed later. The mobile number and email id given here will be used for all further communication. Please fill in the details thoughtfully.

\*Please fill in all the information in ENGLISH only.

Full Name \*

Enter Name

Gender \*

Male

Female

Other

Date of Birth

DD-MM-YYYY

Age (as on 31 May 2023)

Age (as on 31st May 2023)

< May 2002

Sun	Mon	Tue	Wed	Thu	Fri	Sat
28	29	30	1	2	3	4
5	6	7	8	9	10	11
12	13	14	15	16	17	18
19	20	21	22	23	24	25
26	27	28	29	30	31	1
2	3	4	5	6	7	8

Confirm Password

Enter your name properly

Select Gender properly

You can select date falling within the eligibility criteria



Government of Maharashtra  
Chief Minister Fellowship Program 2023



Please fill in the details thoughtfully.

\*Please fill in all the information in ENGLISH only.

Full Name \*

Enter Name

Gender \*

Male

Female

Other

Date of Birth

DD-MM-YYYY

Age (as on 31 May

Age (as on 31st May 2023)

Mobile Number \*

+91

Send OTP

Email ID \*

Enter your Email ID

Password \*

Confirm Password \*

Confirm Password

Sign Up



MKCL  
Creating a Knowledge L1 World

Powered by Maharashtra Knowledge Corporation Ltd. (MKCL) as Knowledge Partner and Solution Architect, Copyright © 2023. All rights reserved by MKCL.

Helpline Number 022-49295118, 7030924333

(Timing Mon. to Sat. -- 9:30 AM to 6:00 PM).

Enter your Mobile number and click on send OTP button

Similarly Enter your email ID and click on send OTP button



Chief Minister

Enter password which has minimum 8 characters. It should contain alphabets (A-Z, a-z), numeric values (0-9) and also special characters (@#\$%&\* etc.). There should not be any blank space.

Please fill in the details thoughtfully.

\*Please fill in all the information in ENGLISH only.

Full Name \*

Enter Name

Gender \*

Male

Female

Other

Date of Birth

DD-MM-YYYY

Age (as on 31 May 2023)

Age (as on 31st May 2023)

Mobile Number\*

+91

Enter Mobile Number

Mobile number is required

Email ID \*

Enter your Email ID

Password\*

.....

Strong!

Confirm Password\*

Confirm Password

Confirm Password is required

Sign Up

Click on Sign Up



MKCL  
Creating a Knowledge Led World





# Personal Details




Instructions :

Please pay the application fees at the earliest to know more information about the online examination. The information will help you prepare better for the examination.

 Profile Status  
Incomplete

 Fees Status  
Not Paid

 Application User Video  
(Video)

Fill Personal Details



**Instructions :**

The photo and the image of the signature that you will be uploading should be of minimum 5KB size.

The photo should be recent and front facing with face clearly visible.

The signature should be well scanned and clearly visible.

These images are verified at the time of interview.

**Personal details**

Full Name

Gender

 Male     Female     Other

Date of Birth

Marital Status \*

Mobile Number

Email ID

Upload Photo \*

Please drop your file to upload ( File size should be less than 2 MB in png, jpg, jpeg format and greater than 50 kbs)

Upload Signature \*

Please drop your file to upload ( File size should be less than 2 MB in png, jpg, jpeg format and greater than 50 kbs)

Enter marital status

Upload Photo and Signature. Size should be less than 2 MB

Next



Instructions :

The photo and the image of the signature that you will be uploading should be of minimum 5KB size.

The photo should be recent and front facing with face clearly visible.

The signature should be well scanned.

These images are verified at the time of...

Personal details

Full Name

Prasad

Gender

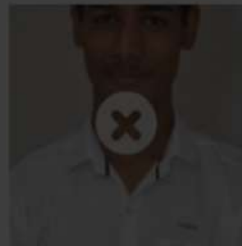
Male

Female

Mobile Number

9028149316

Upload Photo \*



Preview



Upload

Remove

Close

Next



Personal details



Contact details



Academic details



Work experience details



Preference Selection

Instructions :

The photo and the image of the signature that you will be uploading should be of minimum 5KB size.

The photo should be recent and front facing with face clearly visible.

The signature should be well scanned

These images are verified at the time

Personal details

Full Name

[Redacted]

Gender

Male

Female

Mobile Number

[Redacted]

Upload Photo \*



Preview



Upload

Remove

Close

## Personal details

Full Name

Gender

 Male  Female  Other

Date of Birth

1 May, 2002

Marital Status \*

Married / विवाहित

Mobile Number

Email ID

Upload Photo \*



[View Photo](#)

Upload Signature \*



[View Signature](#)

Click on Next

Next

### Instructions :

The permanent address provided here is used for the police verification of the finally selected candidates. Please ensure that you provide the correct address.

### Permanent Address

State \*

Jammu and Kashmir

District \*

Tehsil \*

Karnah

House no./ Street/ area\*

78 pandurang

Landmark

Jai hindi pump

### Current Address

Is correspondence address same as Current Address? \*

Yes  No

State \*

Select State

District \*

Select District

Tehsil \*

Select Tehsil

City/ Town/ Village

Enter City

House no./ Street/ area\*



## Personal Details

Personal details saved successfully

OK

# Contact Details





**Instructions :**

The permanent address provided here is used for the police verification of the finally selected candidates. Please ensure that you provide the correct address.

**Permanent Address**

State \*

Maharashtra

District \*

Select District

- Nandurbar
- Gadchiroli
- Chandrapur
- Aurangabad
- Mumbai Suburban
- Mumbai City
- Osmanabad
- Potluri

Tehsil \*

Select Tehsil

Tehsil is required

House no./ Street/ area\*

78 pandurang

Landmark

Jai hindi pump

**Current Address**

Is correspondence address same as Current Address? \*

Yes     No

Previous

Enter all the information and click on Next

Next



**Instructions :**

While providing academic details here start with the 10th standard then 12th standard then diploma or graduation and so on. Once you have filled in the details for 10th standard click on the Save Details tab. This will allow you to fill in details of 12th standard. Follow the same procedure till the highest qualification is filled.

**Please add qualifications starting with 10th standard upto highest qualification.**

Convert CGPA into % as per your university norms


Qualification \*

Select Qualification

Year of Passing (As per Marksheet)

Enter Year

Save Details



## Contact Details

Contact details saved successfully

OK

Sr.No.	Qualification	Univ Board name	Professional Course	Passing	Passing	Percentage	Edit	Delete
1	10th Standard	pune	-	Feb	2015	67		
2	12th Standard	Nashik	-	Apr	2018	55		
3	Graduation	Nagpur University	BR	Feb	2020	67		

Previous

Next

# Academic Details

# Academic Details

- Enter 10<sup>th</sup> standard details first, then 12<sup>th</sup> standard or Diploma, Then Graduation details.
- Graduation details should be entered, and minimum marks should 60.00% and above to satisfy the eligibility.
- Convert CGPA into percentage as per university conversion rules.



## Candidate Profile



### Instructions :

While providing academic details here start with the 10th standard then 12th standard then diploma or graduation and so on. Once you have filled in the details for 10th standard click on the Save Details tab. This will allow you to fill in details of 12th standard. Follow the same procedure till the highest qualification is filled.

**Please add qualifications starting with 10th standard upto highest qualification.**

Convert CGPA into % as per your university norms.

Qualification \*

10th Standard

University/ Board name \*

SSC

Year of Passing (As per Marksheet) \*

2016

Month of Passing (As per Marksheet) \*

Jun

Percentage \*

67

Save Details

Previous

Next

# Candidate Profile



**Instructions :**  
While providing academic details... have filled in the details for 10th s... same procedure till the highest qu...  
...ducation and so on. Once you... of 12th standard. Follow the

**Please add qualifications s**  
Convert CGPA into % as per your


Qualification \*  
Select Qualification

Year of Passing (As per Marksheet) \*  
Enter Year

Month of Passing (As per Marksheet) \*  
Select month

**Save Details**

Sr.No.	Qualification	University/ Board name	Course / Certification / Professional Course	Month of Passing	Year of Passing	Percentage	Edit	Delete

  
**Academic Details**  
10th Standard details saved successfully  
**OK**

# Candidate Profile



### Instructions :

While providing academic details here start with the 10th standard then 12th standard then diploma or graduation and so on. Once you have filled in the details for 10th standard click on the Save Details tab. This will allow you to fill in details of 12th standard. Follow the same procedure till the highest qualification is filled.

**Please add qualifications starting with 10th standard upto highest qualification.**

Convert CGPA into % as per your university norms.

Qualification \*

12th Standard

University/ Board name \*

Enter university/ board name

University/Board name is required

Year of Passing (As per Marksheet) \*

Enter Year

Passing year is required

Month of Passing (As per Marksheet) \*

Select month

Passing month is required

Percentage \*

Enter percentage

Percentage is required

Save Details



**Instructions :**

While providing academic details here start with the 10th standard then 12th standard then diploma or graduation and so on. Once you have filled in the details for 10th standard click on the Save Details tab. This will allow you to fill in details of 12th standard. Follow the same procedure till the highest qualification is filled.

**Please add qualifications**

Convert CGPA into % as per your

Qualification \*

Select Qualification

Year of Passing (As per Marksheet) \*

Enter Year

Save Details

**Academic Details**

12th Standard details saved successfully

OK

Sr.No.	Qualification	University/ Board name	Course / Certification / Professional Course	Month of Passing	Year of Passing	Percentage	Edit	Delete
1	10th Standard	SSC	-	Jun	2016	67		
2	12th Standard	HSC	-	Jun	2018	60		





**Instructions :**

While providing academic details here start with the 10th standard then 12th standard then diploma or graduation and so on. Once you have filled in the details for 10th standard click on the Save Details tab. This will allow you to fill in details of 12th standard. Follow the same procedure till the highest qualification is filled.

**Please add qualifications starting with 10th standard upto highest qualification.**

Convert CGPA into % as per your university norms.

Qualification \*

University/ Board name \*

Course / Certification / Professional Course \*

Year of Passing (As per Marksheet) \*

Month of Passing (As per Marksheet) \*

Percentage \*

**Save Details**



**Instructions :**

While providing academic details you should provide details for 10th standard and so on. Once you have filled in the details for 10th standard, you should follow the same procedure till the highest qualification you have completed.

Graduation and so on. Once you have filled in the details for 12th standard. Follow the same procedure till the highest qualification you have completed.



## Not Eligible

You are not eligible, Marks should be greater than/equal to 60%

OK

### Please add qualifications

Convert CGPA into % as per your board's rules.

Qualification \*

Graduation

Course / Certification / Professional Course \*

BSC

Year of Passing (As per Marksheet) \*

2021

Month of Passing (As per Marksheet) \*

Jun

Percentage \*

59.99

Save Details



**Instructions :**

While providing academic details here start with the 10th standard then 12th standard then diploma or graduation and so on. Once you have filled in the details for 10th standard click on the Save Details tab. This will allow you to fill in details of 12th standard. Follow the same procedure till the highest qualification is filled.

**Please add qualifications starting with 10th standard upto highest qualification.**

Convert CGPA into % as per your university norms.

Qualification \*

Graduation

University/ Board name \*

Mumbai University

Course / Certification / Professional Course \*

BSC

Year of Passing (As per Marksheet) \*

2021

Month of Passing (As per Marksheet) \*

Jun

Percentage \*

62

Save Details



Personal details



Contact details



Academic details



Work experience details



Preference Selection

### Instructions :

While providing academic details you have filled in the details for 10th standard. Follow the same procedure till the highest qualification.

Graduation and so on. Once you have filled in the details for 10th standard, follow the same procedure till the highest qualification of 12th standard. Follow the



## Academic Details

Graduation details saved successfully

OK

### Please add qualifications

Convert CGPA into % as per your board.

Qualification \*

Select Qualification

Year of Passing (As per Marksheet) \*

Enter Year

Select month

Save Details

Sr.No.	Qualification	University/ Board name	Course / Certification / Professional Course	Month of Passing	Year of Passing	Percentage	Edit	Delete
	10th							

Convert CGPA into % as per your university norms.

Qualification \*

Select Qualification



University/ Board name \*

Enter university/ board name

Year of Passing (As per Marksheet) \*

Enter Year

Month of Passing (As per Marksheet) \*

Select month



Save Details

Sr.No.	Qualification	University/ Board name	Course / Certification / Professional Course	Month of Passing	Year of Passing	Percentage	Edit	Delete
1	10th Standard	SSC	-	Jun	2016	67		
2	12th Standard	HSC	-	Jun	2018	60		
3	Graduation	Mumbai University	BSC	Jun	2021	62		

Previous

Next

# Work Experience Details



# Work Experience Details

- Properly enter your Work experience.
- Minimum experience of 12 months is required to satisfy eligibility criteria.

# Candidate Profile



## Instructions :

Details of more than 1 work experience can be provided here. Click on the Save Details tab and continue filling in the details.

## Work experience details

Type of employment \*

Name of the organization \*

Type of the organization \*

Joining Date \*

Till Date \*

Save Details



**Instructions :**

Details of more than 1 work experience can be provided here. Click on the Save Details tab and continue filling in the details.

### Work experience details

Type of employment \*

Internship

Name of the organization \*

MKCL

Type of the organization \*

Private Sector

Joining Date \*

1 January, 2019

Till Date \*

30 November, 2019

Save Details

Previous

Next

# Candidate Profile



Personal details

E

ails

Preference Selection

## Instructions :

Details of more than 1 work experience

ing in the details.



## Experience Details

Please add Experience Details and Total Experience should be greater than 12 months

OK

## Work experience details

Type of employment \*

Select Employment Type

Type of the organization \*

Type Of Organization



DD-MM-YYY

DD-MM-YYY

Save Details

Type of

Type of the

Name of the

Start

End

End

End

Type of employment \*

Select Employment Type

Name of the organization \*

Enter Organization Name

Type of the organization \*

Type Of Organization





Joining Date \*

DD-MM-YYY

Till Date \*

DD-MM-YYY

Save Details

Sr.No.	Type of employment	Type of the organization	Name of the organization	Start Date	End Date	Edit	Delete
1	Internship	Private Sector	MKCL	01-01-2019	30-11-2019		
2	Apprenticeship	Private Sector	Cosmic Institute	01-04-2020	30-11-2020		

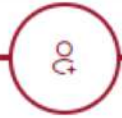
Total Work Experience

19 Months, 0 Days

Previous

Next

# Preference Selection



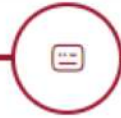
Personal details



Contact details



Academic details



Work experience details



Preference Selection

#### Instructions :

You have to indicate your preference of placement at district level or state level, if selected as a Fellow. This does not mean that you will be placed as per your preference. The placement depends on availability of positions at both the levels, proposed assignments, educational qualification, skill set, etc.

#### Select Preference for placement

Priority Level \*

First / प्रथम

Offices \*

Select option

Save Details

#### Additional

From where did you get the information of Chief Minister Fellowship Program 2023 \*

Previous

Next

### Instructions :

You have to indicate your preference of placement at district level or state level, if selected as a Fellow. This does not mean that you will be placed as per your preference. The placement depends on availability of positions at both the levels, proposed assignments, educational qualification, skill set, etc.

### Select Preference for placement

Priority Level \*

First / प्रथम

Save Details

Offices \*

Select option

District level / जिल्हा पातळी

State Level / राज्य पातळी

### Additional

From where did you get the information of Chief Minister's Program 2023 \*

Please select the option

Previous

Next



be placed as per your preference. The placement depends on availability of positions at both the levels, proposed assignments, educational qualification, skill set, etc.

## Select Preference for placement

Priority Level \*

First / प्रथम

Offices \*

State Level / राज्य पातळी

Save Details

## Additional

From where did you get the information of Chief Minister Fellowship Program 2023 \*

Select option

वर्तमान पत्र/ Newspaper

रेडियो/Radio

Next

Please select the option





be placed as per your preference. The placement depends on availability of positions at both the levels, proposed assignments, educational qualification, skill set, etc.

## Select Preference for placement

Priority Level \*

Offices \*

Save Details

Sr.No.	Priority Level	Edit	Delete
1	First / प्रथम		

## Additional

From where did you get the informati

Previous

Next



## Preference Selection Details

Preference Selection Details saved successfully

OK

### Instructions :

You have to indicate your preference of placement at district level or state level, if selected as a Fellow. This does not mean that you will be placed as per your preference. The placement depends on availability of positions at both the levels, proposed assignments, educational qualification, skill set, etc.

### Select Preference for placement

Priority Level \*

First / प्रथम

Offices \*

State Level / राज्य पातळी

Save Details

### Additional

From where did you get the information of Chief Minister Fellowship Program 2023 \*

रेडियो/Radio

Please select the option

Previous

Next

# Summary Page



Carefully check the information displayed as per your data entry, if you wish to edit then click on this button to edit information

### Personal details

Application No.

17

Name

[Redacted]

Address

Meerut Road/ house no 23, Sanku, - 201009, Jammu and Kashmir.

Gender

Male

Date of Birth

01-03-2002

Mobile Number

[Redacted]

Photo



Signature



Marital Status

Unmarried / अविवाहित

Age (as on 31st  
May 2023)

21

Email ID

[Redacted]

### Academic details

Sr.No.	Qualification	University/ Board name	Course / Certification / Professional Course	Month of Passing	Year of Passing	Percentage
1	10th Standard	SSC	-	Jun	2016	67
2	12th Standard	HSC	-	Jun	2018	60
3	Graduation	Mumbai University	BSC	Jun	2021	62

### Work experience details

Sr.No.	Type of employment	Type of the organization	Name of the organization	Start Date	End Date
1	Internship	Private Sector	MKCL	01-01-2019	30-11-2019
2	Apprenticeship	Private Sector	Cosmic Institute	01-04-2020	30-11-2020

**Total Work Experience**

19 Months, 0 Days

**Preference for placement**

Carefully check the information displayed as per your data entry, if you wish to edit then click on this button to edit information

## Preference for placement

Sr.No.	Priority Level	Offices
1	First / प्रथम	State Level / राज्य पातळी

## Additional Details

From where did you get the information of Chief Minister Fellowship Program 2023

रेडियो/Radio

If all information is correct, Click to accept the declaration and proceed to pay fees. Once clicked on save and proceed, you will not be able to change any information filled

## Declaration by Applicant

I certify that I have carefully read the eligibility criteria for the Chief Minister Fellowship Program, 2023 and the terms and conditions of the fellowship are acceptable to me. I declare that all the information provided in this application is true and correct, I am aware that all the original certificates mentioned in the application will have to be submitted at the time of scrutiny of the documents/interview. I further declare that if any of this information is found to be incomplete, false or incorrect in the future, I will be eligible for legal action and I will not be eligible for the Chief Minister Fellowship Program 2023.

I Accept Declaration

Save & Proceed

If you want to edit the information then do not click on submit & proceed

# Payment Gateway





Government of Maharashtra

Chief Minister Fellowship Program  
2023

English

मराठी



Home

Application No : 17

## Chief Minister Fellowship Program 2023

Fees : ₹ 500

Note: Payment for the applied program has not been done. Click on proceed to pay.

Proceed to Payment

# Payment Gateway

- Payment gateway is an application that will take you to pay fees of Rs. 500/-
- You need to follow the steps properly.



Government of Maharashtra

Chief Minister Fellowship Program  
2023

English

मराठी

Seher Inamdar



Home

Application No : 17



## Your Payment is Successful

Thank you for your payment. An automated payment receipt will be sent to your registered email.

Print

# Print Application



English

मराठी

Seher Inamdar



Home

Application No : 17

### Personal Details

Application No. 17

Candidate Name



Gender

Male

Date of Birth

01-03-2002

Age

21

Martial Status

Unmarried / अविवाहित

Mobile Number



Email ID



Address

Meerut Road/ house no 23, , Sanku, Kargil - 201009,Jammu and Kashmir.

Photo



Signature



You will have to take print out of this form to submit at the time of interview.

### Academic Details

## Academic Details

Sr.No.	Qualification	Course / Certification	University/ Board name	Month of Passing	Year of Passing	Percentage
1	10th Standard	-	SSC	Jun	2016	67
2	12th Standard	-	HSC	Jun	2018	60
3	Graduation	BSC	Mumbai University	Jun	2021	62

## Work Experience Details

Sr.No.	Type of employment	Type of the organization	Name of the organization	Start Date	Till Date
1	Internship	Private Sector	MKCL	01-01-2019	30-11-2019
2	Apprenticeship	Private Sector	Cosmic Institute	01-04-2020	30-11-2020

**Total Experience: 19 Months, 0 Days**

**Preference for placement**

## Preference for placement

Sr.No.	Priority Level	Offices
1	First / प्रथम	State Level / राज्य पातळी

## Additional Details

From where did you get the information of Chief Minister Fellowship Program 2023

रेडियो/Radio

## Payment Details

Application ID	Tanscation ID	Amount	Payment Date	Status
17	171675336158	1	2023-02-02 16:39:18.0	Succeed

## Declaration by Candidate

I hereby confirm and undertake that

1. I have read and understood all the terms and conditions as specified on the website of Chief Minister Fellowship Program, 2023.
2. I fulfill the condition as specified on the aforementioned website and accordingly I have submitted my application.
3. All the particulars provided by me in this application are true, correct and complete to the best of my knowledge and belief.

Application ID	Tanscation ID	Amount	Payment Date	Status
17	171675336158	1	2023-02-02 16:39:18.0	Succeed

## Declaration by Candidate

---

I hereby confirm and undertake that

1. I have read and understood all the terms and conditions as specified on the website of Chief Minister Fellowship Program, 2023.
  2. I fulfill the condition as specified on the aforementioned website and accordingly I have submitted my application.
  3. All the particulars provided by me in this application are true, correct and complete to the best of my knowledge and belief.
  4. I shall produce all the original documents along with photocopies at the time of interview, failing which I will be considered as out of the selection process.
  5. In case any particulars given by me in this application are found to be false, incorrect and/or misleading, I shall be debarred from this selection process and I shall also be liable for legal proceedings.
- 

Place :

Printed on : 02.02.2023

Signature:

Name : Seher Inamdar



Home Page (Complete Profile)



All other tiles will be enabled from time to time.



Profile Status  
Confirmed



Fees Status  
Paid



View & Print Application



Instructions for  
candidates (PDF)



Application User Video  
(Video)



Exam Installer Guide



Exam Installer Guide  
(Video)



Exam Installer Download



Exam Instruction Guide  
(PDF)



Exam Instruction Guide  
(Video)



Find MS-CIT center for  
Examination

After the process of  
fee payment is  
completed, all tiles  
will be enabled

FORGOT PASSWORD?

English

मराठी



Sign In

Email ID \*

Password \*

Sign In

[Forgot Password ?](#)

[Create an account](#)



In case you forget the password then click on this button to reset the password.

(Timing Mon. to Sat. -- 9:30 AM to 6:00 PM).



Government of Maharashtra

# Chief Minister Fellowship Program 2023



English

मराठी



## Forgot Password ?

Please enter your registered mobile number to reset the password

Mobile Number\*

14:39

Captcha

Enter Captcha \*



Verify OTP





You are not allowed to change the password but the old password will be sent to you.

English

मराठी



Sign In

Email ID \*

Password \*

Sign In

[Forgot Password ?](#)

[Create an account](#)



MKCL  
Creating a Knowledge L1 World

Powered by Maharashtra Knowledge Corporation Ltd. (MKCL) as Knowledge Partner and Solution Architect, Copyright © 2023. All rights reserved by MKCL

Helpline Number 022-49295118, 7030924333

(Timing Mon to Sat -- 9:30 AM to 6:00 PM)



Government of Maharashtra

# Chief Minister Fellowship Program 2023



Thank you !