

INDIA RANKINGS 2024



Department of Higher Education
Ministry of Education
Government of India



National Institutional Ranking Framework

India Rankings 2024



सत्यमेव जयते

**Department of Higher Education
Ministry of Education
Government of India**

Contents

Preamble, Acknowledgements and Credits	i
India Rankings 2024: Towards Consolidation, Improvement, and Expansion	ii
List of Figures	iv
List of Tables	v
Terminology, Abbreviations and Acronyms	vi
1 Background	1
2 NIRF Parameters for Ranking of Institutions of Higher Education	1
3 Metrics to Compute Ranking Scores	3
4 Major Changes Introduced in India Rankings 2024	3
5 Participation: Pre-registration and New Registration	3
6 Methodology	5
6.1 India Rankings 2024: Activity Calendar	5
6.2 Source of Data: Institutions and Third-Party Sources	5
6.3 Data Collection and Data Capturing	5
6.4 Online Feedback System	7
6.5 Data Verification	7
6.6 Inclusions and Exclusions	8
7 Visualizing Data Beyond Rankings: Additional Insights	8
7.1 Teaching, Learning and Resources	8
7.2 Research and Professional Practice	11
7.3 Graduation Outcome	24
7.4 Outreach and Inclusivity	24
7.5 Perception	25
7.6 Rank Order Correlations Across Parameters	26
7.7 Regional Outlook	28
8 Computation of Scores and Rankings	28
9 Top Ranked Institutions in various Categories and Subject Domains	29
9.1 Overall	30
9.2 Universities	33
9.3 State Public Universities	36
9.4 Open Universities	38
9.5 Skill Universities	38
9.6 Colleges	39
9.7 Research Institutions	42
9.8 Innovation Institutions	44
9.9 Engineering	45
9.10 Management	48
9.11 Pharmacy	51
9.12 Architecture and Planning	54
9.13 Law	55
9.14 Medical	56
9.15 Dental	58
9.16 Agriculture and Allied Sectors	59

Contents

10	Top HEIs under various Categories / Disciplines	61
10.1	Overall	61
10.2	Universities	65
10.3	State Public Universities	69
10.4	Open Universities	71
10.5	Skill Universities	71
10.6	Colleges	72
10.7	Research Institutions	76
10.8	Innovation Institutions	78
10.9	Engineering	79
10.10	Management	83
10.11	Pharmacy	87
10.12	Architecture and Planning	91
10.13	Law	93
10.14	Medical	95
10.15	Dental	97
10.16	Agriculture and Allied Sectors	99
11	Execution	101
12	URL of Ranked Institutions in Various Categories and Subject Domains	102

Preamble, Acknowledgements and Credits

The Ministry of Education is honoured to present the ninth edition of the India Rankings for the year 2024, based on the parameters identified and defined in the National Institutional Ranking Framework (NIRF). This edition builds upon the foundational work of the previous eight annual exercises conducted from 2016 to 2023, incorporating enhancements, expansions, and refinements. The scope of this iteration includes additional categories and subject domains, reflecting a gradual increase in both the number of participating institutions and the institutions ranked across various categories and disciplines. The participation of Higher Education Institutions (HEIs) in these rankings has grown from 3,565 in 2016 to 10,845 in 2024, with the number of categories and subject domains expanding from four in 2016 to sixteen in 2024.

For the year 2024, the ranking exercise maintains the practice of providing a comprehensive "Overall" rank, alongside distinct rankings in the categories of Universities, Research Institutions, Degree Colleges, Innovation, and discipline-specific rankings in Engineering, Management, Pharmacy, Law, Medical, Dental, Architecture & Planning, and Agriculture & Allied Sectors. Additionally, Open Universities, State Public Universities and Skill Universities have been included as new verticals in this year's Rankings.

The India Rankings endeavour remains a monumental and a rigorous undertaking, involving experts with profound knowledge of higher education system of India, the intricacies of bibliometric and citation analysis, and emerging trends in data science and analytics. The Ministry acknowledges with gratitude the National Board of Accreditation (NBA) for its unwavering commitment and dedication to executing this formidable task annually. The NIRF Team at NBA, in collaboration with the INFLIBNET Centre in Gandhinagar, has been instrumental in the successful execution of this scheme.

Preface

India Rankings 2024: Towards Consolidation, Improvement, and Expansion

The Ministry of Education is pleased to announce the India Rankings 2024. We extend our gratitude to Hon'ble Union Minister of Education, Shri Dharmendra Pradhan for the release of the India Rankings 2024 on 12th August, 2024.

This marks the ninth consecutive edition of the India Rankings for higher education institutions in five existing categories, namely: Overall, Colleges, Universities, Research Institutions and Innovation, 8 existing subject domains, namely Engineering, Management, Pharmacy, Law, Medical, Architecture & Planning, Dental, Agriculture & Allied Sectors, and three categories namely Open Universities, State Public Universities and Skill Universities that were added this year to the portfolio of India Rankings. The National Institutional Ranking Framework (NIRF), launched on September 29, 2015, by the Ministry of Education, has been the foundation for this and all previous editions of the India Rankings since 2016. Unlike other rankings in popular media, India Rankings employ objective parameters and metrics, using data from the institutions themselves and third-party sources such as Web of Science, Scopus, and Derwent Innovation. Over the past nine years, data collection formats, metrics, and comparison methodologies have been continuously improved.

The India Rankings 2024 continues the process of consolidation, improvement, and expansion based on the NIRF parameters established in 2015, experience gained over the years, feedback from the stakeholders, and clues taken from the international ranking practices. This process has successfully identified and implemented effective benchmarks to assess the performance of Indian academic institutions. Although changes in metrics, parameters, and normalization algorithms have been introduced over the years, the basic framework has remained intact. Consequently, the ranking of institutions has remained largely consistent among the top 25, despite minor variations in individual ranks due to performance differences across some parameters. This consistency demonstrates the coherence and interdependence of the ranking parameters, effectively identifying top institutions in the specified categories and subject domains.

The practice of pre-registration of institutions that participated in the previous year continued, along with invitations to new institutions through open advertisements. A total of 6517 unique institutions responded, offering themselves for ranking in "Overall," category-specific, or domain-specific rankings. In total, 10,845 applications were received from these 6517 unique institutions across various categories and subject domains.

The India Rankings have successfully fostered a culture of data collection, compilation, and curation for ranking purposes, with institutions now meticulously maintaining data on faculty, students, placements, infrastructure, library expenditures, laboratories, equipment, and operations. This data is crucial for institutions to analyse trends, streamline processes, and improve the overall student experience. At the national level, the data serves as a foundation for analysing the status of higher education institutions in the country.

Maintaining the credibility of the India Rankings requires meticulous attention to details. Historically, 100 institutions have been ranked in the Overall, Universities and Engineering categories since inception of these rankings. In addition, 100 institutions each are ranked in Overall and Universities categories in two rank bands of 50 each. 200 additional

institutions each are ranked in Engineering and Colleges in three rank bands consisting of two rank bands of 50 each, i.e. 100-150 and 151-200 and one rank band of 100 each i.e. 201-300. In Management and Pharmacy, the number of ranked institutions were increased from 75 to 100 each from 2022 onwards with additional 25 institutions each ranked in these two disciplines in a rank band of 25 each. For subject domains such as Architecture & Planning, Law, Medical, Dental, Research Institutions, Agriculture & Allied Sectors, the number of ranked institutions ranges from 40 to 50.

As far as newly introduced categories are concerned, 50 State Public Universities are ranked this year with additional 50 in rank band of 51-100. However, only three institutions each are ranked in the Open Universities and Skill Universities categories. In case of Innovation Institutions, while 10 institutions are ranked, addition 40 institutions are ranked in rank bands of 11-50.

All data from ranked institutions undergoes rigorous verification. Inconsistencies, contradictions, and outliers are identified and addressed through diligent and patient review. Institutions must be tactfully managed when questioned about data validity, requiring patience and education on data quality standards. The NIRF Team uses triangulation methods to detect and correct data issues in consultation with the concerned institutions. This emphasis on data accuracy has yielded positive results, reducing the tendency of institutions to inflate numbers. As data reliability improves, the NIRF Team can refine ranking parameters and metrics and consider additional parameters for future rankings, potentially including a larger number of institutions.

Besides data from applicant institutions, third-party sources are also used, wherever possible. Scopus (Elsevier Science) and Web of Science (Clarivate Analytics) provide data on publications, citations, and highly cited publications, whereas Derwent Innovation provides data on patents. This data is shared with institutions for transparency, allowing them to provide input if they disagree with the third-party data.

The ranking framework evaluates institutions based on five broad groups of parameters, namely Teaching, Learning and Resources (TLR), Research and Professional Practice (RP), Graduation Outcome (GO), Outreach and Inclusivity (OI), and Perception (PR). Ranks are assigned based on the total scores across these parameters. A five-dimensional view of institutions across these parameters reveals their relative strengths. A very strong and positive correlation exists between an institution's overall rank and its rank based on Research and Professional Practice (RP).

Publicly funded institutions, including CFTIs and centrally funded universities, dominate the top ranks across most categories. However, a significant number of state and privately funded universities and institutions also appear in the top 100 ranks in various categories and subject domains.

List of Figures

Fig. No.	Name of Figure
Fig. 1	NIRF Parameters for Ranking of Institutions
Fig. 2	India Rankings 2024: Activity Calendar
Fig. 3	Faculty with Ph.D vs Faculty with Master's Degree in Overall Category
Fig. 4	Distribution of Faculty with Ph.D. in the Top 100 Institutions as Compared to Faculty with Ph.D. in Remaining Eligible Institutions in Various Categories and Subject Domains
Fig. 5	Experience Profiles of Faculty in Eligible Institutions in Overall Category
Fig. 6	Young vs Experienced Faculty in Overall Category
Fig. 7	Faculty Student Ratio in Eligible Applicant Institutions in Overall Category
Fig. 8	Median FRU: India Rankings from 2022 to 2024
Fig. 9	Research Publications of the Top 100 Institutions as Compared to the Rest of the Eligible Institutions in Various Categories / Subject Domains (in %)
Fig. 10	Comparative Research Output of Institutions in Overall Category: The Least Productive to the Most Productive Institutions
Fig. 11	Citations to Publications of the Top 100 Institutions as Compared to the Citations to Publications of the Rest of the Eligible Institutions in Various Categories / Subject Domains
Fig. 12	Highly Cited Publications (HCP) of the Top 100 Institutions as Compared to the HCP of the Rest of the Eligible Institutions in Various Categories / Subject Domains
Fig. 13	Research Publications of Eligible Institutions in Comparison to the Total Research Publications of the World and India (On a Logarithmic Scale)
Fig. 14	Comparative Research Publications of the World, India and Eligible Institutions in Overall Category corresponding to India Rankings 2021 to 2024: % Increase / Decrease
Fig. 15	Total Publications of India: Eligible Institutions and Other Institutions in the Overall Category
Fig. 16	Total Publications from India and Contribution of NIRF Eligible Institutions and Other Institutions in Pharmacy
Fig. 17	Total Publications from India and Contribution of NIRF Eligible Institutions and Other Institutions in Management
Fig. 18	Patents Granted to the Top 100 Institutions in Comparison to the Remaining Institutions
Fig. 19	Patents Published and held by the Top 100 Institutions in Comparison to the Remaining Institutions
Fig. 20	Share of Publications of the top 100 Highly Productive Institutions in Overall Category
Fig. 21	Increase in Number of Ph.D. Graduated during Academic Years 2020-2021 to 2022-2023 in Overall Category
Fig. 22	Regional Diversity: No. and Percentage of Students from the Outside States and Countries in Overall Category during Academic Year 2022 - 23
Fig. 23	Gender Diversity amongst Students: Male vs Female Enrolment in Overall Category in Academic Year 2022 - 23
Fig. 24	Gender Diversity amongst Faculty: Male vs Female Faculty in Overall Category in Academic Year 2022 - 23
Fig. 25	Peer and Employer's Perception: Academic
Fig. 26	Peer and Employer's Perception: Employer
Fig. 27 - 32	Correlation between Ranks by Research Performance and All Other Parameters for Different Categories and Subject Domains
Fig. 33	Region-wise Distribution of Ranked Institutions in Overall Category

List of Tables

Table No.	Name of Table
Table 1	Participation Numbers for Pre-registration and New Registration
Table 2	Participation Numbers for Different Categories and Domain-specific Ranking
Table 3	Region-wise Participation of Institutions in India Rankings 2024
Table 4	Faculty with Ph.D. vs Faculty with Master's Degree in Overall Category
Table 5	Distribution of Faculty with Ph.D. in the Top 100 institutions as Compared to Faculty with Ph.D. in Remaining Eligible institutions in Various Categories & Subject Domains
Table 6	Experience Profiles of Faculty in Eligible Institutions in Overall Category
Table 7	Young vs Experienced Faculty in Overall Category
Table 8	Faculty Student Ratio in Eligible Applicant Institutions in Overall Category
Table 9	Comparison of Median Financial Resource Utilization: India Rankings: 2022 to 2024
Table 10	Research Publications of the Top 100 Institutions as Compared to the Rest of the Eligible Institutions in Various Categories / Subject Domains
Table 11	Comparative Research Output of Institutions in Various Categories and Domains: Least Productive to Most Productive Institutions
Table 12	Citations to Publications of the Top 100 Institutions as Compared to the Citations to Publications of Rest of the Eligible Institutions in Various Categories / Subject Domains
Table 13	Highly Cited Publications of the Top 100 Institutions as Compared to the Rest of the Eligible Institutions in Various Categories / Subject Domains
Table 14	Research Publications of Eligible Institutions in Comparison to the Total Research Publications of the World and India
Table 15	Comparative Research Publications of the World, India and Eligible Institutions in Overall Category corresponding to India Rankings 2021 to 2024: % Increase / Decrease
Table 16	Total Publications of India: Eligible Institutions and Other Institutions in the Overall Category
Table 17	Total Publications from India and Contribution of NIRF Eligible Institutions and Other Institutions in Pharmacy
Table 18	Total Publications from India and Contribution of NIRF Eligible Institutions and Other Institutions in Management
Table 19	Patents Granted to the Top 100 Institutions in Comparison to the Remaining Institutions
Table 20	Patents Published and held by the Top 100 Institutions in Comparison to the Patents Published and held by the Remaining Institutions
Table 21	Number and % of Eligible Institutions having "0" Publications
Table 22	Share of Publications of the top 100 Highly Productive Institutions in Overall Category
Table 23	Increase in Number of Ph.D. Graduated during Academic Years 2020-2021 to 2022-2023 in Overall Category
Table 24	Regional Diversity: No. and Percentage of Students from Outside States and Countries in Overall Category during the Academic Year 2022 - 23
Table 25	Gender Diversity amongst Students: Male vs Female Enrolment in Overall Category in the Academic Year 2022 - 23
Table 26	Gender Diversity amongst Faculty: Male vs Female Faculty in Overall Category in the Academic Year 2022 - 23
Table 27	Peer and Employer's Perception
Table 28	Spearman Rank Correlation Coefficient (r) for Various Categories and Subject Domains

Terminology, Abbreviations and Acronyms

Abbreviation Used	Full Form
A&HCI	Arts & Humanities Citation Index
AICTE	All India Council for Technical Education
AISHE	All India Survey of Higher Education
BKCI-S	Book Citation Index- Science
BKCI-SSH	Book Citation Index- Social Sciences & Humanities
CCR-Expanded	Current Chemical Reactions- Expanded
CFTIs	Centrally Funded Technical Institutes
CPCI-S	Conference Proceedings Citation Index- Science
CPCI-SSH	Conference Proceedings Citation Index- Social Sciences & Humanities
CSIR	Council of Scientific & Industrial Research
DAE	Department of Atomic Energy
DCS	Data Capturing System
ESCI	Emerging Resources Citation Index
FRU	Financial Resources and their Utilisation

Abbreviation Used	Full Form
FSR	Faculty-Student Ratio
GO	Graduation Outcome
HCP	Highly Cited Publications
HE	Higher Education
HEIs	Higher Education Institutions
INFLIBNET	Information and Library Network
ISRO	Indian Space Research Organisation
NBA	National Board of Accreditation
NIRF	National Institutional Ranking Framework
OI	Outreach and Inclusivity
Ph.D.	Doctor of Philosophy
PR	Perception
RPP	Research and Professional Practice
SCI-Expanded	Science Citation Index Expanded
SSCI	Social Sciences Citation Index
TLR	Teaching, Learning & Resources
UGC	University Grants Commission

1. Background

The Ministry of Education organized a one-day workshop on August 21, 2014 to develop methodologies for ranking higher education institutions in India. Subsequently, a 16-member Core Committee was appointed on October 29, 2014, under the chairmanship of the Secretary (HE) to create and refine the National Institutional Ranking Framework (NIRF). This involved extensive discussions among committee members and consultations with peers and stakeholders through several online meetings. The Committee proposed a robust framework for assessing and ranking higher education institutions and recommended processes and timelines for its implementation. Given the diverse landscape of higher education in India, NIRF envisioned separate rankings for different categories of institutions within their respective peer groups. Domain-specific frameworks were introduced in the years corresponding to their inclusion in the ranking exercise in India Rankings. India Rankings was released in four categories and eight subject domains in the year 2023. In 2024, three new categories, namely Open Universities, State Public Universities and Skill Universities are being introduced, thereby expanding the portfolio of Indian Rankings from 13 in 2023 to 16 in 2024.

A common Overall ranking was introduced in 2017 for institutions with at least 1,000 students, supplementing the category-specific and domain-specific rankings to provide a unified comparison across institutions. This practice has continued for the past eight years and is included in the current year as well. In 2016, rankings were released for Universities and three subject domains, namely Engineering, Management, and Pharmacy. In 2017, the Overall ranking and the ranking of General Degree Colleges were introduced. In 2018, domain-specific rankings for Law, Medicine, and Architecture were added. By 2019, rankings included three category-specific and six domain-specific rankings. Ranking for Dental and Research Institutions were added in 2020 and 2021 respectively. In 2022, the NIRF continued rankings of HEIs in four categories and seven subject domains. In 2023, ranking in the Agriculture & Allied Sectors and Innovation were introduced, and the Architecture was expanded to include Planning. In 2024, with inclusion of Open Universities, State Public Universities and Skill Universities raises the portfolio of India Rankings have been expended from 13 to 16, comprising 8 categories and 8 subject domains.

The final ranking framework comprises of 19 parameters organized into five broad generic group of parameters. Many of these parameters align with global standards, focusing on teaching, learning, and research environments, while some are specific to India, reflecting the aspirations of its growing higher education population. India-specific parameters include regional diversity, outreach, gender equity, and inclusion of disadvantaged groups of society.

The core spirit and parameters of the Ranking Framework, as initially identified by the Core Committee and used in the past eight years, are retained for 2024, with minor adjustments based on prior experience.

2. NIRF Parameters for Ranking of Institutions of Higher Education

The NIRF provides for ranking of institutions in five broad generic groups of parameters, namely: i) Teaching, Learning and Resources (TLR); ii) Research and Professional Practice (RP); iii) Graduation Outcome (GO); iv) Outreach and Inclusivity (O&I); and v) Perception (PR). Fig. 1 provides an outline of the various sub-parameters for each of the five generic groups.



Teaching, Learning & Resources (0.30)

- Student Strength (20)
- Faculty Student Ratio (25)
- Faculty with Ph.D (20)
- Financial Resources & Utilisation (20)
- Online Education (10)
- Multiple Entry/Exit, Indian Knowledge System and Regional languages (5)

Publications (30) •

Citations (30) •

Patents (15) •

Research Projects (15) •

Publication & Citation in SDG's (10) •

Research and Professional Practice (0.30)



Graduation Outcome (0.20)

- Placement & Higher Studies (40)
- University Examinations (15)
- Median Salary (25)
- Ph.D Students (20)

Region Diversity (30) •

Women Diversity (30) •

Economically and Socially Challenged Students (20) •

Physically Challenged Students (20) •

Outreach and Inclusivity (0.10)



Perception (0.10)

- Peer Perception: Academic Peers and Employers (100)

Fig. 1: NIRF Parameters for Ranking of Institutions

India Rankings continues to emphasize on the collection, verification, and use of reliable data, in contrast to global rankings that often give disproportionate weightage to perception and internationalization (measured by international students and faculty). The NIRF framework bases its rankings on objective data, which is crucial in a large and diverse higher education system like India, where reliance solely on perception data can be misleading and subject to manipulation. Despite the challenges involved in gathering, verifying, and authenticating data from numerous institutions, this approach ensures a more accurate and trustworthy assessment.

3. Metrics to Compute Ranking Scores

The framework for ranking of institutions is available on the NIRF Web site (<https://www.nirfindia.org/>) in the Ranking Documents for various categories and subject domains. These documents identify the relevant data required to suitably measure the performance score under each sub-parameter mentioned above and enunciate a suitable metric that is used to compute a score for the sub-parameter. The sub-parameter scores are then added to obtain scores for each individual parameter. The overall score is computed based on the weights allotted to each of the five-broad group of parameters.

4. Major Changes Introduced in India Rankings 2024

The Innovation Ranking for 2023 was conducted using the methodology developed by the Atal Ranking of Institutions on Innovation Achievements (ARIIA), the Innovation Cell of the Ministry of Education. However, ranking methodology for the Innovation institutions has been redefined to align with the National Institutional Ranking Framework (NIRF). New parameters and methodologies for ranking institutions for "Innovation," as well as for two additional categories, namely, "Open Universities," and "State Public Universities" introduced from this year onwards have been developed under the NIRF and are available on the NIRF website.

Considering G20 Mission LiFE (Lifestyle for Environment), criteria related to Sustainable Development Goals (SDGs) and new initiatives as parameters are being introduced for the first time to rank institutions under the Overall category. The new parameters and changes introduced for India Rankings 2024 are as follows:

- i) Removal of self-citations under "Research and Professional Practices" for all categories and subject domains;
- ii) FSR is being change from 1:15 to 1:10 in case of institutions being ranked under Medical subject domain;
- iii) FSR is being changed from 1:15 to 1:20 for State Public Universities being introduced from this year onwards;
- iv) Introduction of parameters on sustainability;
- v) Introduction of parameters on new initiatives;
- vi) Implementation of multiple entry and exit;
- vii) Introduction of courses on Indian Knowledge System; and
- viii) Imparting of courses in multiple Indian regional languages (MIR).

5. Participation: Pre-registration and New Registration

All institutions that applied in previous year of India Rankings were pre-registered for this year's India Rankings and were invited to participate again. Additionally, other institutions interested in participating were invited to register on the NIRF web portal through a public advertisement. All institutions were requested to submit their applications online for ranking under the Overall category as well as in one or more disciplines, along with the relevant data in a prescribed format, by November 29, 2023. Table 1 shows the number of pre-registered institutions and those that voluntarily registered. Tables 2 and 3 provide the number of participating institutions in different categories and subject domains and their geographical distribution respectively.

Description	Registered	Submitted
Pre-registration	5777	5294
Registration	1845	1223
Total	7622	6517

Table 1: Participation Numbers for Pre-registration and New Registration

Category / Discipline	Total Number of Institutions
Overall	2781
Engineering	1463
Management	876
Pharmacy	467
Architecture & Planning	115
College	3371
Medical	182
Law	195
Research	242
Dental	184
Agriculture & Allied Sectors	145
Innovation	808
Open Universities	12
Skill University	4
Total	10845

Table 2: Participation Numbers for Overall Category and Domain-specific Ranking

Discipline/Region	North	South	East	West	Total
Overall	378	1093	384	926	2781
Engineering	210	738	136	379	1463
Management	189	331	81	275	876
Pharmacy	86	154	33	194	467
Architecture & Planning	23	44	8	40	115
College	370	1217	708	1076	3371
Medical	43	76	14	49	182
Law	64	31	35	65	195
Research	61	110	22	49	242
Dental	39	90	8	47	184
Agriculture & Allied Sectors	39	42	20	44	145
Innovation	128	426	60	194	808
Open Universities	2	3	2	5	12
Skill University	1	0	0	3	4
Total	1633	4355	1511	3346	10845

Table 3: Region-wise Participation of Institutions in India Rankings 2024

6. Methodology

6.1 India Rankings 2024: Activity Calendar

Activity Calendar for India Rankings 2024 is given in Fig. 2.

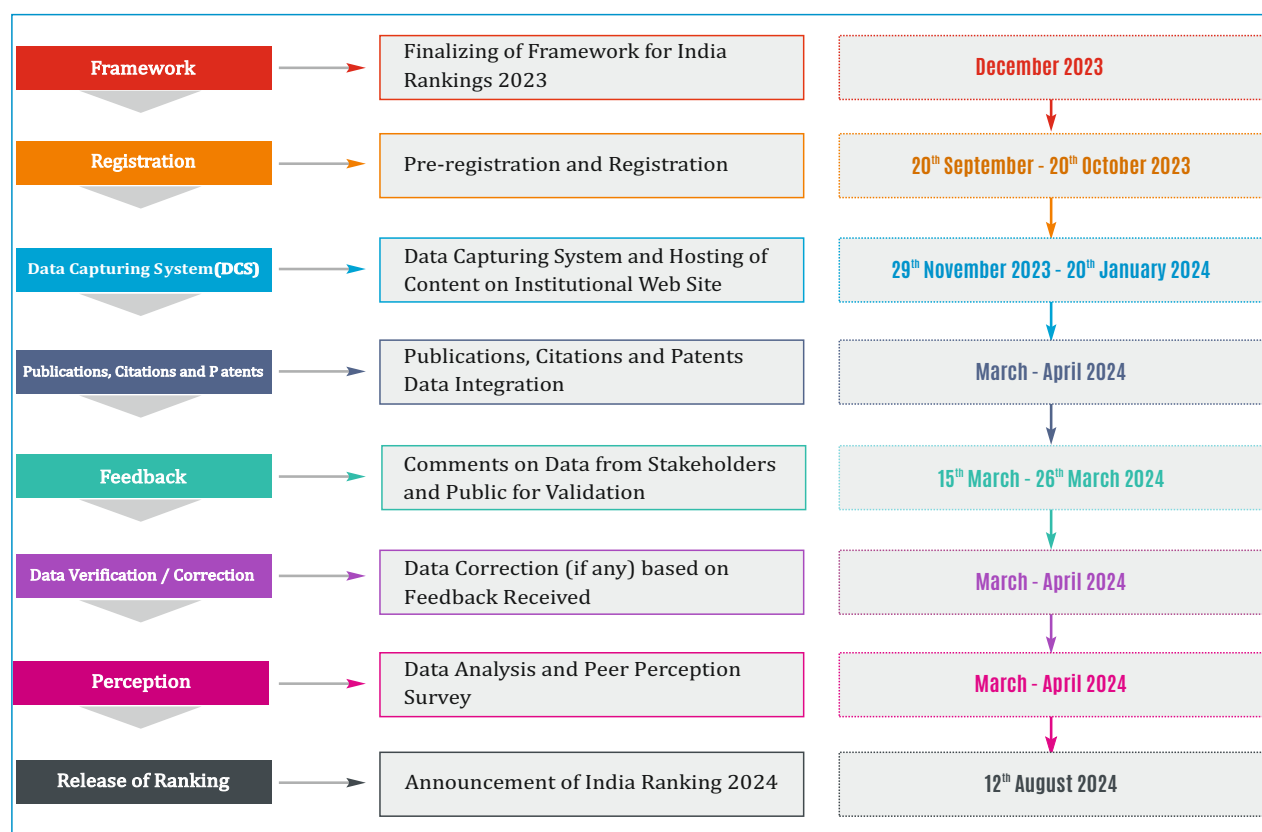


Fig. 2. India Rankings 2024: Activity Calendar

6.2. Source of Data: Institutions and Third-Party Sources

In the absence of a reliable and comprehensive database that could supply all relevant data required for computing the scores for ranking of HEIs, registered institutions were invited to submit the required data through an Online Data Capturing System (DCS). Publications, citations and HCP pertaining to research output of applicant institutions were retrieved from Scopus (Elsevier Science) and Web of Science (Clarivate Analytics). Data on patents published and granted was taken from Derwent Innovation.

For ranking of Research Institutions, Data on 1st quartile is taken from the Journal Citation Report (JCR) and data on publications from Top 25 highly cited publications is taken from Web of Science (Science Citation Index) published by the Clarivate Analytics.

6.3. Data Collection and Data Capturing

Data Capturing System (DCS), Feedback System and the Perception Capturing System were developed for online capturing of data from applicant institutions, feedback from public and institutional perception (from Peers and Employers respectively). As mentioned earlier, the data on publications, citations and highly cited publications were retrieved directly from third-party sources. A brief description on data collection and data capturing is given below.

6.3.1. Online Data Capturing System (DCS)

Data capturing system sought the detailed data in a format that facilitated computing the ranking metrics for each parameter as well as for checking consistency of data. Detailed notes were provided to explain every data element to help institutions to comprehend each data element and provide correct data. Attempts were made to keep the data entry to a minimum. Data of the previous year in respect of the faculty, was pre-populated in the DCS, with provision for changes with suitable remarks/reasons for the changes.

Help desks were deployed to resolve general and technical issues faced by the applicant institutions during the entire execution process of India Rankings 2024.

6.3.2. Publications, Citations and Highly Cited Publications (HCP): Web of Science (WoS) and Scopus

Two sets of citation databases were used as sources for retrieving data on the number of publications, citations, and highly cited publications for the applicant institutions. These citation databases comprise of: i) Science Citation Index Expanded (SCI-Expanded), Social Sciences Citation Index (SSCI), Arts & Humanities Citation Index (A&HCI), Conference Proceedings Citation Index - Science (CPCI-S), Conference Proceedings Citation Index - Social Sciences & Humanities (CPCI-SSH), Book Citation Index- Science (BKCI-S), Book Citation Index- Social Sciences & Humanities (BKCI-SSH), Emerging Sources Citation Index (ESCI) and Current Chemical Reactions (CCR-Expanded) hosted on the Web of Science platform; and ii) Scopus. These sources of publications and citations cover all disciplines comprehensively.

These databases were searched to determine the quantitative productivity of all eligible applicant institutions that registered themselves for ranking. The search included number of research articles published and citations received by them in a span of three calendar years, i.e. 2020, 2021 and 2022. A common time window was used to obtain this data covering a short span of two weeks for all institutions to ensure fairness, i.e. between 12th to 15th March 2024 from Web of Science and between 28th February and 12th March 2024 from Scopus. The data on highly cited publications (HCP) was retrieved between 15th and 28th March 2024 from Web of Science and on 1st April 2024 from Scopus.

6.3.2.1 Search Strategy for Retrieving Research Publications, Citations and Highly Cited Publications from Web of Science and Scopus

All permutations, combinations, and changes in the names of institutions were used while searching for articles published by faculty and researchers in the databases mentioned above. Since searches were conducted using names of institutions, articles that did not have institutional affiliations of their faculty and researchers were not retrieved.

Several universities host other research institutions within their physical premises. Care was taken to ensure that credit for publications and citations are given to the concerned institutions. Manual checking of retrieved data was done in cases i) where two institutions with same (or similar) names, ii) institutes that share the same physical premises; and iii) multiple institutes having the same name in the same city, for example Government Colleges, DAV Colleges, etc.

Some private universities have several constituent colleges and institutions (either in the same city or in different cities) that are their integral part. Information was sought from the applicant institutes and universities about such constituent entities. Publications and citations received by such constituent entities were credited to the applicant institution after due verification.

A number of variations in the names of universities and institutions, their physical locations and their spellings were discovered during the searches in the databases. Every care was taken to be accurate on this account. Moreover, the data on highly cited publications was retrieved from Web of Science and data on Field-weighted Citations was obtained from Scopus (Elsevier Science). Data on patents granted and published for each institution in the last three years was retrieved from Derwent Innovation.

6.3.2.2 Restricting Retrieval of Publications to a Given Discipline

Searches for publications and citations were done in the two databases, namely Web of Science (Clarivate Analytics) and Scopus (Elsevier), for applicant institutions without any subject-wise and discipline-wise restrictions for the Overall ranking of institutions. However, subject/discipline-specific searches were made for all other discipline-wise rankings in the interest of uniformity and fairness. Care was taken to design the restriction to get the widest possible coverage of sub-disciplines within each broad discipline.

6.3.2.3 Online Perception Capturing System

An online platform was developed to capture the perception inputs from peers and employers. A large number of peers (subject experts) and employers were invited to submit their perception feedback on applicant institutions in a prescribed format.

6.4 Online Feedback System

Stakeholders (that included public or other individuals or entities having an interest in one or more institutions) were invited to give their feedback through “Online Feedback System” from 15th to 26th March, 2024 on the data submitted by the institutions, through a public advertisement in the newspapers and other media. The comments / feedback so received were auto-transmitted through an email without disclosing the identity of the stakeholder to the concerned institution(s) for taking necessary action at their end.

6.5 Data Verification

6.5.1. Scouting for Outliers: Committees of Domain Experts

Committees consisting of academic experts examined the data submitted by institutions under each of the five broad generic groups of parameters, for every category / subject domain. These Committees examined the data on various parameters minutely and identified outliers, aberrations, and anomalies for further scrutiny. Institutions whose data seemed exaggerated or had anomalies were contacted telephonically and via e-mail to confirm or correct the data. Where it was felt necessary, institutions were asked to support their data with documentary evidences. Several e-mails were sent, and telephonic calls were made to various institutions for verification of data on different parameters and sub- parameters.

6.5.2. Communication with Nodal Officers

Each institution was asked to nominate one of their senior functionaries as a nodal officer for dealing with NIRF matters. These nodal officers were contacted to clear doubts or to attend to the feedback and anomalies pointed out by the expert committees. For increased transparency, an advisory was sent to each institution to upload this data on their own website for dissemination to the public. For all the top-ranked institutions, the latest version of the corrected data based on further inputs from the institutions was made visible on the NIRF portal.

While significant efforts were made to authenticate the data, the final responsibility for the accuracy of the submitted data lies with the concerned institutions.

6.5.3. Verification of Data on Publications, Citations and Highly Cited Publications

The data on publications, citations and highly cited publications was shared with each applicant institution from April 24th to May 1st, 2024. Institutions were informed that the data was captured between 12th to 15th March, 2024 from Web of Science and between 28th February and 12th March 2024 from Scopus. The data on highly cited publications (HCP) was retrieved between 15th and 28th March 2024 from Web of Science and on 1st April 2024 from Scopus.

6.6 Inclusions and Exclusions

The NIRF website and NIRF guidelines provides basic qualifiers for an institution to participate in India Rankings 2024 for Overall ranking as well as for domain-specific and category-specific ranking. For example, an institution should have at least 1,000 students enrolled for various courses at undergraduate and post graduate level to participate in Overall ranking. Institutions are also required to have graduated a minimum of three batches and qualify for minimum Faculty Student Ratio (FSR) as mentioned in the NIRF Methodology document for respective category and discipline.

All applicant HEIs who have published more than 500 research papers in peer reviews journals or have at least 1,000 students pursuing Ph.D., were considered for ranking in Research Institutions category.

7. Visualizing Data Beyond Rankings: Additional Insights

Data for India Rankings 2024 under category-specific and domain-specific ranking was taken from applicant institutions under five broad generic parameters and 16 - 18 parameters, depending upon a given category or a subject domain. Moreover, data on publications and citations was taken from Scopus (Elsevier Science) and Web of Science and data on patents granted and published was sourced from Derwent Innovation (Clarivate Analytics). Besides using this data for ranking of institutions, the combined collection of data for all eligible institutions offers a unique opportunity for analysis and to get interesting and useful insights. Some of the important observations based on a simple data analysis are given below. India Rankings considers data for three-year period, i.e. 2020 to 2022.

7.1 Teaching, Learning and Resources

Education in India has experienced phenomenal growth over the past two decades, with thousands of new institutions emerging in both the private and government sectors across the country. Introduced in 2017, the Overall category is one of the core categories of the India Rankings and is being selected this year for an in-depth analysis of faculty data to provide a comprehensive overview of higher education institutions in India. However, the higher education sector in India is currently facing significant challenges related to the quality of education and the employability of its graduates.

Table 4 and Fig. 3 depict the number and percentage of faculty holding a Ph.D. or a Master's degree. 1.67 lakhs faculty with a Ph.D., representing 58.66% whereas 1.17 lakhs faculty with master's degree representing 41.34% of the total 2.84 lakhs faculty. This distribution indicates that a majority of the faculty members have achieved the highest level of academic qualification which is a positive indicator of the academic strength and research capability within the institution.

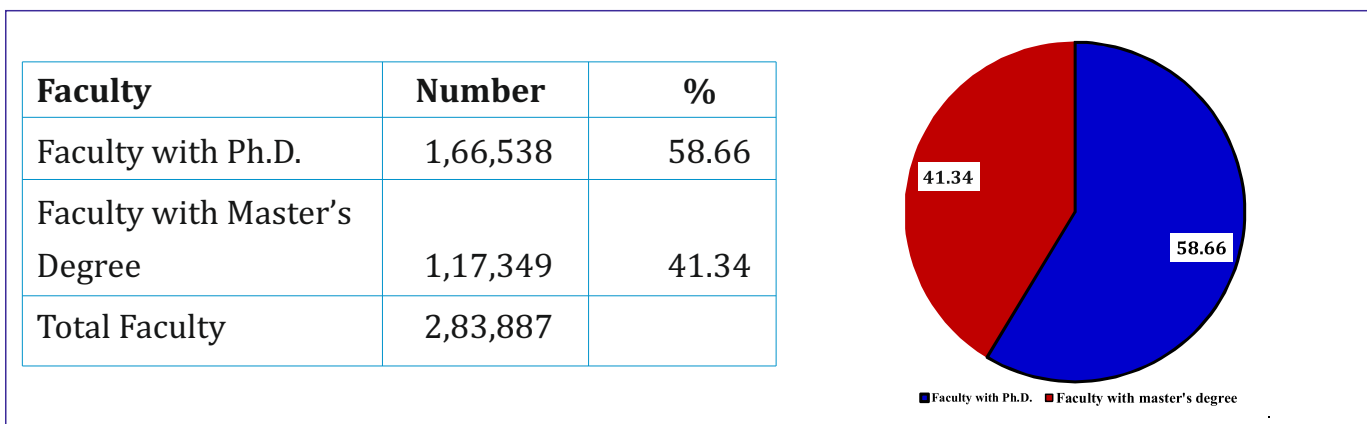


Table 4 and Fig. 3: Faculty with Ph.D vs Faculty with Master's Degree in Overall Category

It was observed that faculty with doctoral qualification is concentrated in top 100 institutions, remaining institutions have fewer faculty with doctoral degree. This is a serious handicap since mentorship received during the doctoral training as Teaching Assistant can play a vital role in preparing the faculty for a teaching career in higher education. Table 5 and Fig. 4 depict distribution of faculty with Ph.D. in the top 100 institutions in various categories and subject domains as compared to faculty with Ph.D. in remaining eligible institutions. It can be observed that faculty with Ph.D. in top 100 institutions vary from minimum of 62.98% in case of College category to the maximum of 93.45% in case of Management institutions. Whereas faculty with Ph.D. in remaining institutions vary from minimum of 32.30% in case of Pharmacy institutions to the maximum of 67.55% in case of Universities. Moreover, average number of faculty in the top 100 institutions vary from minimum of 36 and 48 in case of Pharmacy and Management to the maximum of 722 and 665 in case of Universities and Overall categories respectively as opposed to the minimum of 15 and 26 in case of Management and Pharmacy to the maximum of 255 in case of Universities.

Category	Top 100 Institutions				Remaining Institutes				
	No. of Institutes	Total Faculty	Faculty with Ph.D.	%	Average No. of Faculty	Total Faculty	Faculty with Ph.D.	%	Average No. of Faculty
Overall	1374	66544	53144	79.86	665	217352	113395	52.17	171
Universities	439	72156	54924	76.12	722	86388	58358	67.55	255
Engineering	1373	35901	29820	83.06	359	140392	51420	36.63	110
Management	779	4826	4510	93.45	48	10504	5883	56.01	15
Pharmacy	439	3590	2583	71.95	36	8928	2884	32.30	26
College	1596	19456	12253	62.98	195	99640	43480	43.64	67

Table 5: Distribution of Faculty with Ph.D. in the Top 100 institutions as Compared to Faculty with Ph.D. in Remaining Eligible institutions in Various Categories and Subject Domains

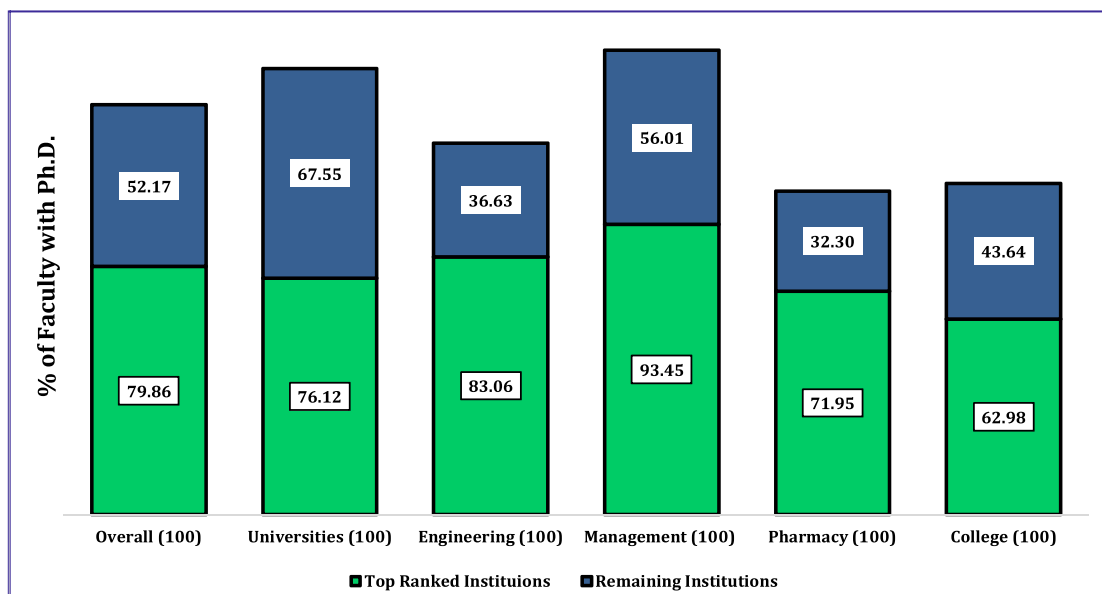


Fig. 4: Distribution of Faculty with Ph.D. in the Top 100 Institutions as Compared to Faculty with Ph.D. in Remaining Eligible Institutions in Various Categories and Subject Domains

Table 6 and Fig. 5 depict teaching experience of faculty in eligible institutions in Overall category, which indicate that over the years faculty have gained experience and number of faculty with up to 8 years of experience is 33.54% and faculty with > 8 to 15 years of experience is 30.11% whereas faculty with more than 15 years of experience have increased to around 36.35% over the years.

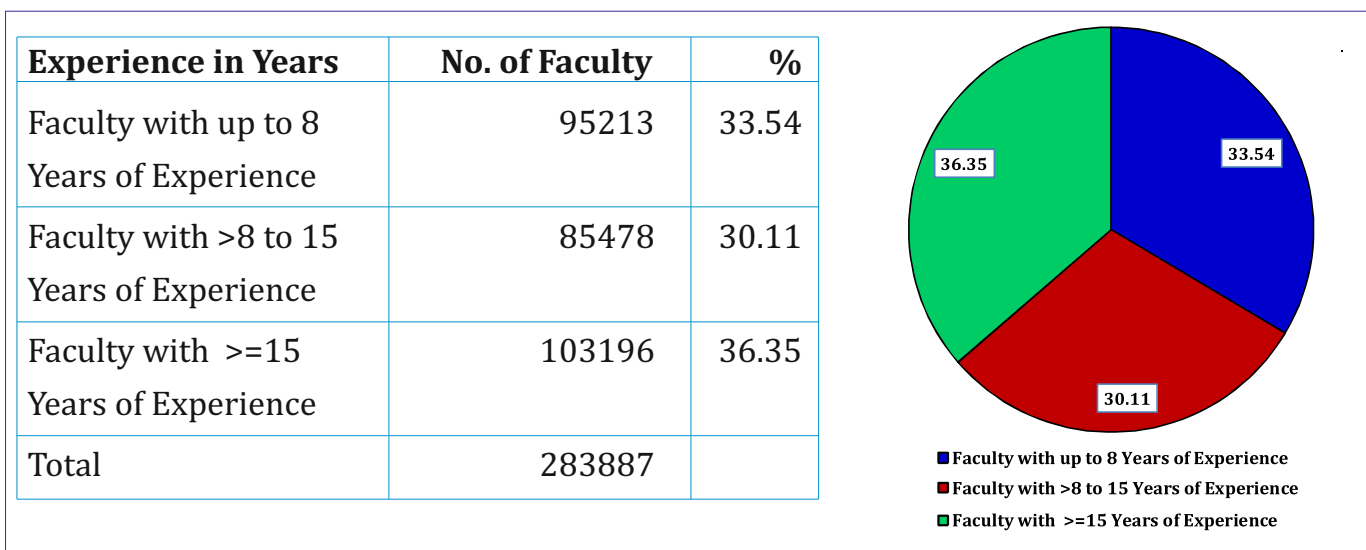


Table 6 and Fig. 5: Experience Profiles of Faculty in Eligible Institutions in Overall Category

Table 7 and Fig. 6 below depict distribution of faculty with experience in Overall category. It shows that out of 1374 institutions, 302 institutions (21.98%) have 50% faculty with up to 8 years of experience whereas 228 and 72 institutions (16.59% and 5.24%) have 50% faculty with more than 15 years and between 8 to 15 years' experience respectively. Remaining 772 institutions (56.19%) have faculty with good blend of experience.

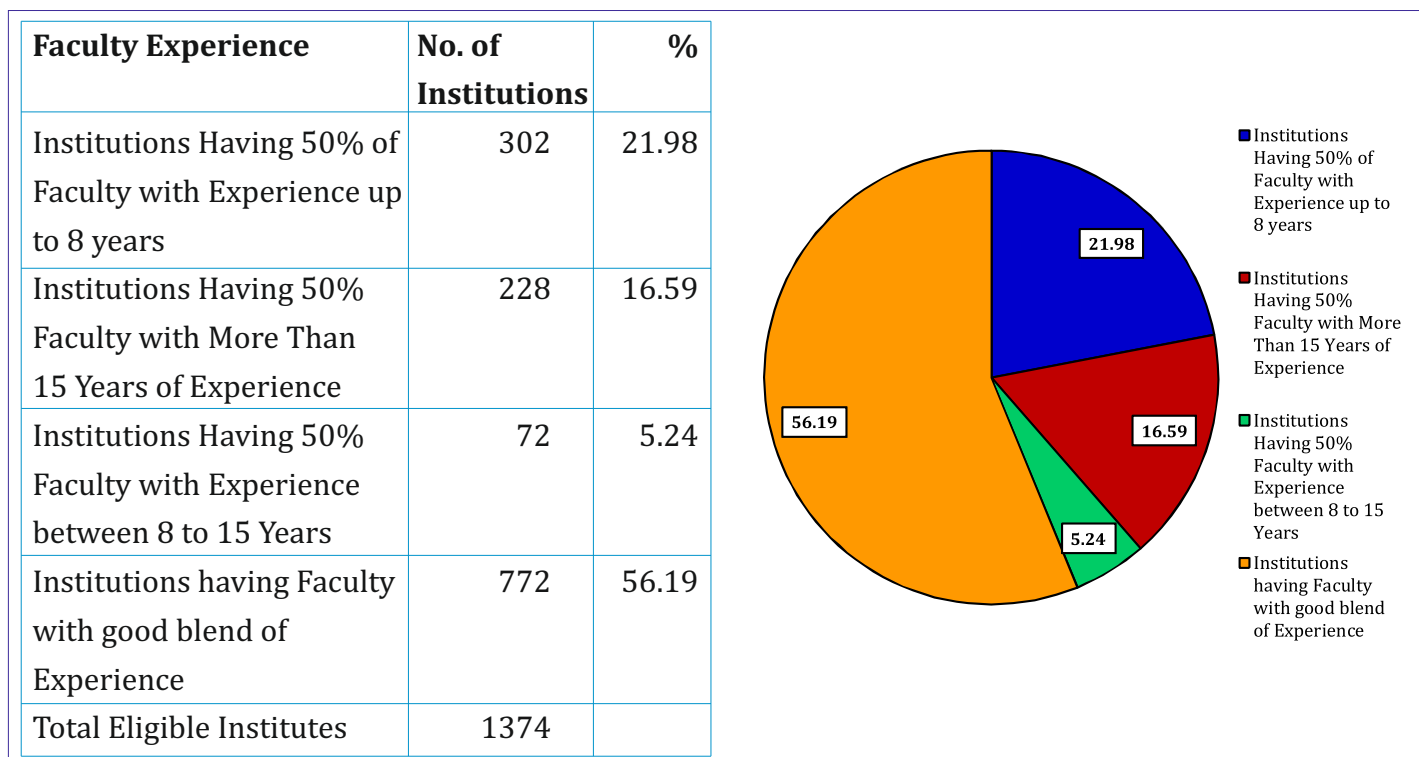


Table 7 and Fig. 6: Young vs Experienced Faculty in Overall Category

As shown in Table 8 and Fig. 7, there are 537 institutions (39.08%) having FSR of 20 students per faculty and qualify for full-marks as per NIRF guidelines in Overall category, whereas remaining 837 institutions do not qualify for full-marks.

Faculty Range	No. of Institutions	%
1 - 10	47	3.42
11-20	490	35.66
21-30	460	33.48
31-40	239	17.39
41-50	138	10.04
Total	1374	

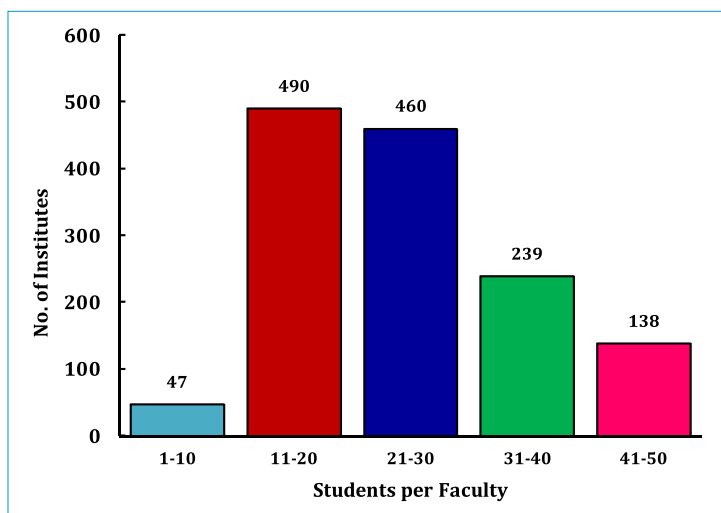


Table 8 and Fig. 7: Faculty Student Ratio in Eligible Applicant Institutions in Overall Category

Table 9 and Fig. 8 provides data on Median Financial Resource Utilization (FRU) per student in various categories and subject domains. The FRU is maximum (Rs. 85,866) in case of Management that has registered decrease of 0.61% over the FRU of Rs. 86,396 in 2022. Presumably, decreased in FRU from 2022 to 2024 could possibly be because of corona pandemic or because of decrease in number of students seeking admission in management programs. It may be noted that the data considered for India Rankings 2024 is for the Academic Years 2022 to 2023

Category / Domain	India Rankings			% Increase
	2022	2023	2024	%
	Amount in Rs.			Decrease
Overall	66195	65380	64788	-2.13
Engineering	66223	67165	65933	-0.44
Management	86396	90713	85866	-0.61
Pharmacy	71662	74649	76259	6.41
College	30226	30213	30862	2.10

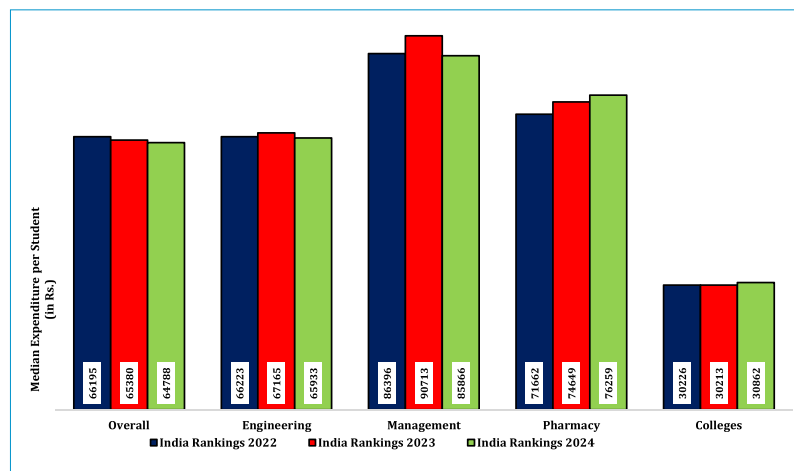


Table 9 and Fig.8: Median Financial Resource Utilization (FRU) per Student in Various Categories and Subject Domains

7.2 Research and Professional Practice

As mentioned earlier, NIRF has used third party sources to extract information on scholarly output (including research publications, citations, HCP and patents) by applicant institutions. For the brief analysis presented here, we have restricted use of data from only one source, i.e., Web of Science, in the interest of simplicity. Data quoted here refer to the three-year period, i.e. 2020 to 2022 considered for ranking of HEIs for India Rankings 2024.

7.2.1. Comparing Research Publications of Top 100 Institutions vs Rest of the Eligible Institutions in Various Domains / Categories

Table 10 and Fig. 9 provide research publications of the top 100 institutions in comparison to remaining eligible institutions in the same domain or category. It is interesting to note that the top 100 institutions in Management and Pharmacy contributed 82.58% and 75% of total publications as compared to remaining 679 Management and 339 Pharmacy institutions that contributed remaining 17.42%, and 25% of total publications respectively. The ratio of contribution in terms of number of publications between the top 100 institutions V/s remaining institutions in case of Universities, Engineering and Overall is 68:32; 60:40, and 59:41 respective. The data seems to follow the famous Pareto's principle, in the sense that most of the research is being conducted within the top 100 institutions in most of the categories or subject domains. On the positive side, it appears that a large number of general degree colleges are active in research and publications activities. As such, ratio of contribution in terms of number of publications between the top 100 colleges V/s remaining colleges in 36:64. However, there is a significant overlap in number of publications amongst various categories/ subject domains since most of the institutions are applicant for ranking in multiple categories / subject domains.

No. of Eligible Inst.	Discipline / Categories	Total Number of Publications	Publications of Top 100 Institutions	Publications of Remaining Institutions	Top 100 Inst. / Remain-ing Inst.		Average No. of Publications / Institute
					(% of Pubs)	(% of Pubs)	
1374	Overall	533374	316467	216907	59.33	40.67	388.19
439	Universities	337822	229570	108252	67.96	32.04	769.53
1373	Engineering	264458	158927	105531	60.10	39.90	192.61
779	Management	7315	6041	1274	82.58	17.42	9.39
439	Pharmacy	11706	8780	2926	75.00	25.00	26.67
1596	Colleges	31520	11436	20084	36.28	63.72	19.75

Table 10: Research Publications of Top 100 Institutions as Compared to the Research Publications of the Rest of the Eligible Institutions in Various Categories / Domains

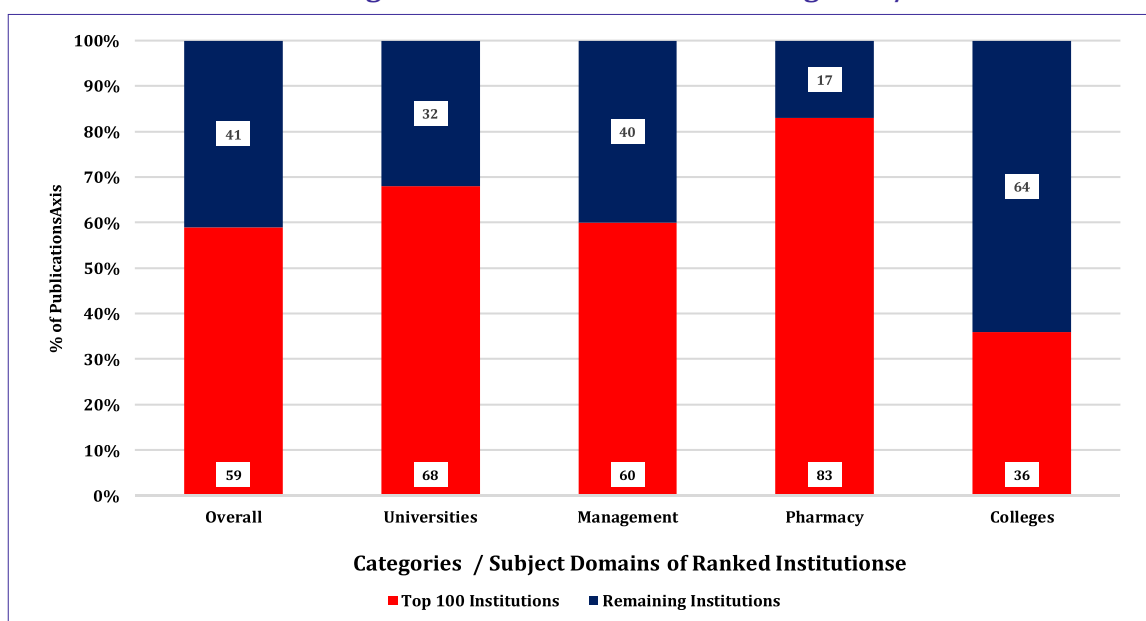


Fig. 9: Research Publications of Top 100 Institutions as Compared to the Rest of the Eligible Institutions in Various Categories / Subject Domains (in %)

Table 10 and Fig. 9 also conveys that the share of research publications in Management, Pharmacy and general degree Colleges is at a much smaller scale in comparison to publications in Overall, Universities and Engineering discipline. In fact, in the Management discipline, the average publications count is 9.39 (Row 5; Column 8) per institute in three years, i.e. around three publications per year. However, since the top 100 institutions in Management category publish 82.58% of publications, the average count for the top 100 is around 20 publications per year, which is fairly good. As a further caution, it may be noted that this data pertains to publications belonging to the Management discipline as categorized by the Web of Science. Clearly, many of the best management schools also publish in allied areas such as Economics, Social Sciences, Information Technology and Psychology - which may not belong to mainstream Management discipline as per classification of Web of Science subject category, and therefore, excluded from consideration here.

7.2.2. Bradford's Empirical Law as Applied to the Concentration of Publications in the Most Productive Institutions

It is observed that the Bradford's empirical law of concentration of journal articles in scientific periodicals is also applicable to the research productivity of ranked HEIs. The Bradford's Law states that articles in a given subject concentrate heavily in a relatively small number of highly productive journals. As per the Bradford's Law "if scientific journals are arranged in order of decreasing productivity of articles in a given subject, they may be divided into a nucleus of periodicals more particularly devoted to the subject, and several groups of zones containing the same number of articles as the nucleus, when the number of periodicals in the nucleus and succeeding zones will be as 1:n:n2..." (Bradford, 1944)

Categories / Domains	Institutes/ Publications	Most Productive	Medium Productive	Low Productive	Least Productive	"0" Publications	Total
Overall	HEIs	18	47	108	1121	80	1374
	Publications	137163	133465	133544	129202	0	533374
Universities	HEIs	13	32	70	324	0	439
	Publications	86719	84496	84487	82120	0	337822
Research Institutions	HEIs	11	22	48	121	0	202
	Publications	103678	104718	103098	98375	0	409869
Engineering	HEIs	15	41	118	1137	62	1373
	Publications	66520	66212	66202	65524	0	264458
Management	HEIs	10	19	39	276	435	779
	Publications	1860	1861	1859	1735	0	7315
Pharmacy	HEIs	12	23	51	299	54	439
	Publications	3068	2928	2944	2766	0	11706
Architecture & Planning	HEIs	3	3	6	6	90	108
	Publications	15	12	13	6	0	46
Medical	HEIs	4	11	22	119	2	158
	Publications	23696	21626	21312	17824	0	84458
Dental	HEIs	6	19	42	107	4	178
	Publications	854	826	806	720	0	3206
Agriculture & Allied Sec.	HEIs	3	9	17	64	2	95
	Publications	3840	4131	3882	3363	0	15216
Law	HEIs	2	3	9	24	86	124
	Publications	48	50	48	40	0	186
Colleges	HEIs	40	87	178	848	443	1596
	Publications	7889	7881	7893	7857	0	31520

Table 11. Comparative Research Output of Institutions in Various Categories and Subject Domains: The Least Productive to the Most Productive Institutions

Bradford, S.C. Sources of information on specific subjects. Engineering, 137, 1944, 85-86

By applying Bradford's law to the research productivity of eligible institutions, institutions in various categories / domains can be categorised into the four groups, namely Most Productive, Medium Productive, Low Productive and Least Productive as shown below in Table 11, which reveals that the top 18 HEIs in Overall category (row 1) are most productive that contributed 1,37,163 articles followed by increasing number of HEIs in the remaining three categories contributing matching number of articles (approximately).

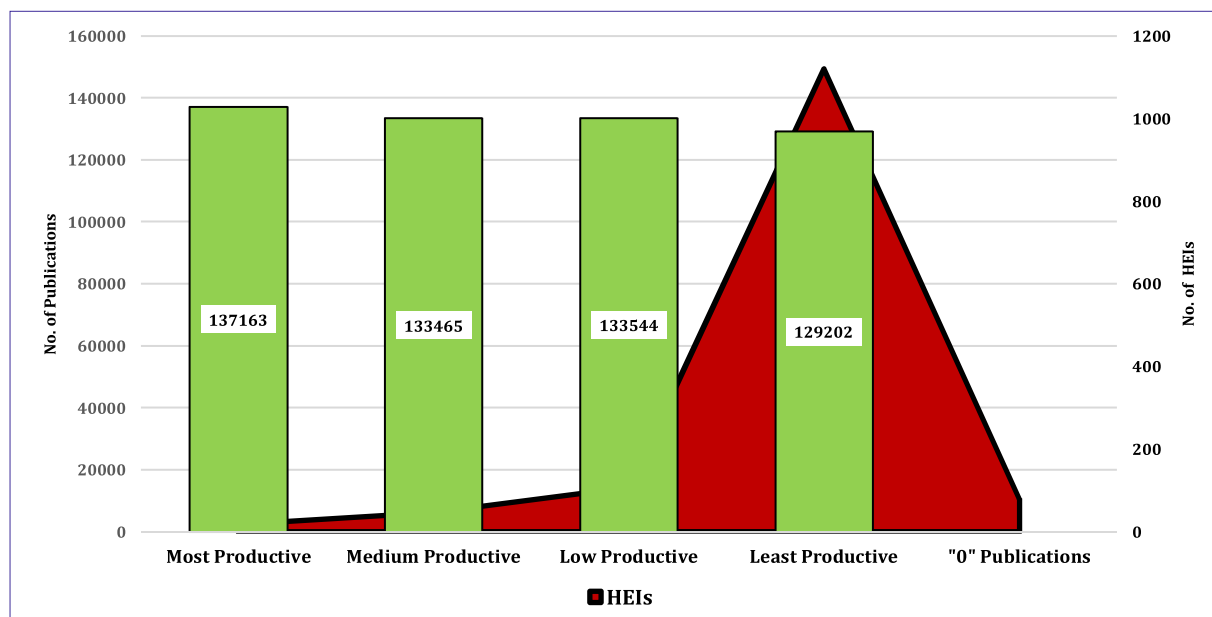


Fig. 10. Comparative Research Output of Institutions in Overall Category: The Least Productive to the Most Productive Institutions

It may be noted that the Least Productive 1,121 HEIs in Overall category contributed 1,29,202 articles, i.e. ~equivalent to contributions of 18, 47 and 108 HEIs in the previous three categories, namely, most-, medium- and low-productive groups respectively. Similar observations can be made in all other categories and subject domains. Fig. 10 is pictorial representation of number of research publications in Overall category that are categorised in four groups, i.e. Most Productive, Medium Productive, Low Productive and Least Productive.

7.2.3. Comparing Citations of the Top 100 Institutions vs Rest of the Eligible Institutions in Various Categories / Subject Domains

Table Table 12 and Fig. 11 summarise total number of citations to publications by the top 100 V/s remaining institutions in various categories and subject domains of India Rankings 2024. As in case of publications, the top 100 institutions in Management and Pharmacy received 85.60%, and 83.31%, of total citations as compared to remaining 679 Management and 339 Pharmacy institutions that contributed remaining 14.40% and 16.69% of total citations respectively. The ratio of contribution in terms of number of citations to publications between the top 100 institutions V/s remaining institutions in case of Universities, Engineering and Overall is 69:31; 63:37, and 61:39 respectively.

However, as in case of publications, proportion of citations received by the top 100 colleges V/s remaining colleges are 37:63 considering the fact that remaining 1496 colleges have published larger number of publications, which, in turn, received larger number of citations in comparison to the citations received by the publications of the top 100 colleges. The data, as in case of publications, seems to follow the famous Pareto's principle, in the sense that larger number of citations are being attracted by the top 100 institutions in most of the categories or subject domains.

Table 12 also depicts that while average citations per publications is around 8 for most of the categories and subject domains, citations to publications in Management is maximum, i.e. 10.22 per paper. Moreover, average citations per institute is maximum in case Universities (6572.75 citations).

No. of Eligible Inst.	Disciplines / Categories	Total No. of Pubs.	Number of Citations						
			Total	Top 100 Inst.	Remain-ing Inst.	% Top 100 Inst.	% Remain-ing Insts.	Average / Inst.	Average / Pubs.
1374	Overall	533374	4488461	2726183	1762278	60.74	39.26	3266.71	8.42
439	Universities	337822	2885439	1987603	897836	68.88	31.12	6572.75	8.54
1373	Engineering	264458	2101930	1318280	783650	62.72	37.28	1530.9	7.95
779	Management	7315	74728	63966	10762	85.60	14.40	95.93	10.22
439	Pharmacy	11706	98374	81955	16419	83.31	16.69	224.09	8.40
1596	Colleges	31520	235778	87402	148376	37.07	62.93	147.73	7.48

Table 12: Highly Cited Publications of Top 100 Institutions as Compared to the Citations to Publications of the HCP of Rest of the Eligible Institutions in Various Categories / Domains

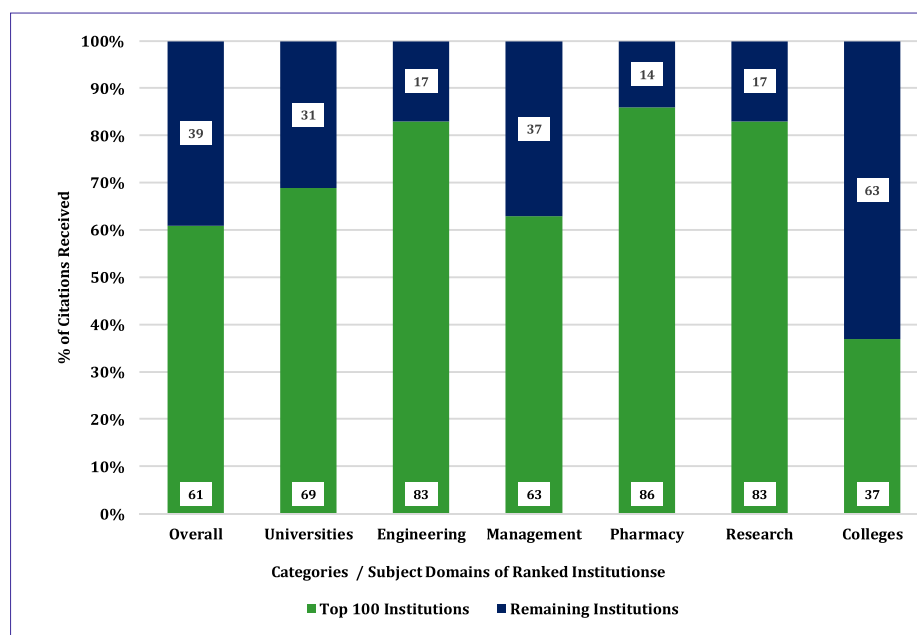


Fig. 11. Citations to Publications of the Top 100 Institutions as Compared to the Citations to Publications of the Rest of the Eligible Institutions in Various Categories / Subject Domains

7.2.4. Comparing Highly Cited Publications (HCP) of the Top 100 Institutions vs the HCP of the Rest of the Eligible Institutions in Various Categories / Subject Domains

Table 13 and Fig. 12 summarise total number of highly cited publications (HCP) for various categories and subject domains of India Rankings 2024. As in case of publications, the top 100 institutions in Management and Pharmacy contributed 84.83% and 83.18% of total highly cited articles as compared to the HCP of remaining 679 management institutions and 339 pharmacy institutions that contributed remaining 15.17% and 16.82% of total highly cited publications respectively. The ratio of contribution in terms of number of highly cited publications between top 100 institutions V/s remaining institutions in case of Universities, Engineering and Overall is 68:32; 65:35 and 61:39 respective. The data seems to follow the famous Pareto's principle, in the sense that most of the highly cited research is being conducted within the top 100 institutions in most of the categories or Subject Domains.

No. of Eligible Inst.	Discipline / Categories	Number of Highly Cited Publications (HCP)			% of HCP	
		Top 100 Institutions	Remaining Institutions	Total	Top 100 Institutes	Remaining Institutes
1374	Overall	112218	68589	43629	61.12	38.88
439	Universities	70630	48172	22458	68.20	31.80
1373	Engineering	53142	34415	18727	64.76	35.24
779	Management	2222	1885	337	84.83	15.17
439	Pharmacy	1683	1400	283	83.18	16.82

Table 13: Highly Cited Publications of the Top 100 Institutions as Compared to the Rest of the Eligible Institutions in Various Categories / Subject Domains

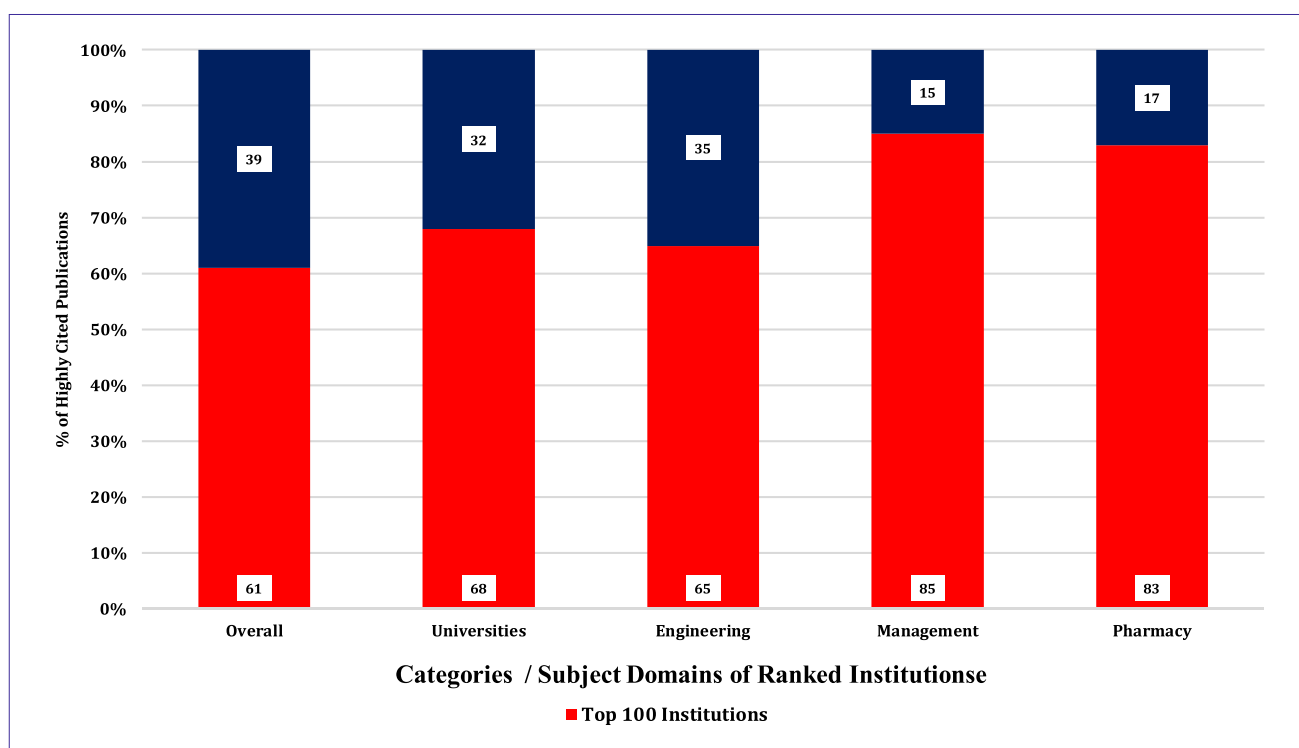


Fig. 12: Highly Cited Publications of the Top 100 Institutions as Compared to the HCP of the Rest of the Eligible Institutions in Various Categories / Subject Domains

7.2.4. Comparing Research Publications of India, the World and Eligible Institutions in Various Domains / Categories

As a useful point of reference, Table 14 and Fig. 13 show the relative numbers of publications that emanated from India as compared to that of the World and eligible institutions in the respective categories. The following facts are obvious:

- i) Indian share of the World publications in the Overall category is about 5.21%. In the Management discipline, the publications share of India is 6.36%.
- ii) 94.29% of the scholarly output from India comes from eligible institutions in Overall Category. In fact, it can be safely concluded that this would be close to (if not equal to) the total scholarly output from the academic world from India.

iii) In case of Pharmacy, India's contribution to the World publications is 7.30% (higher by 2.09% than the Overall category). However, only 56.64% of publications in Pharmacy came from eligible institutions in India Rankings which indicate towards existence of a sizable pharmaceutical industry in the country that is active in research as well as in publications of their research output in peer reviewed journals.

Discipline / Category	No. of Research Publications		
	World	India	Eligible Institutions
	(1)	(2)	
Overall	10863252	565651 5.21% of (1)	533374 94.29% of (2)
Management	137864	8768 6.36% of (1)	7355 83.43% of (2)
Pharmacy	283280	20667 7.30% of (1)	11706 56.64% of (2)

Table 14: Research Publications of Eligible Institutions in Comparison to the Total Research Publications of the World and India

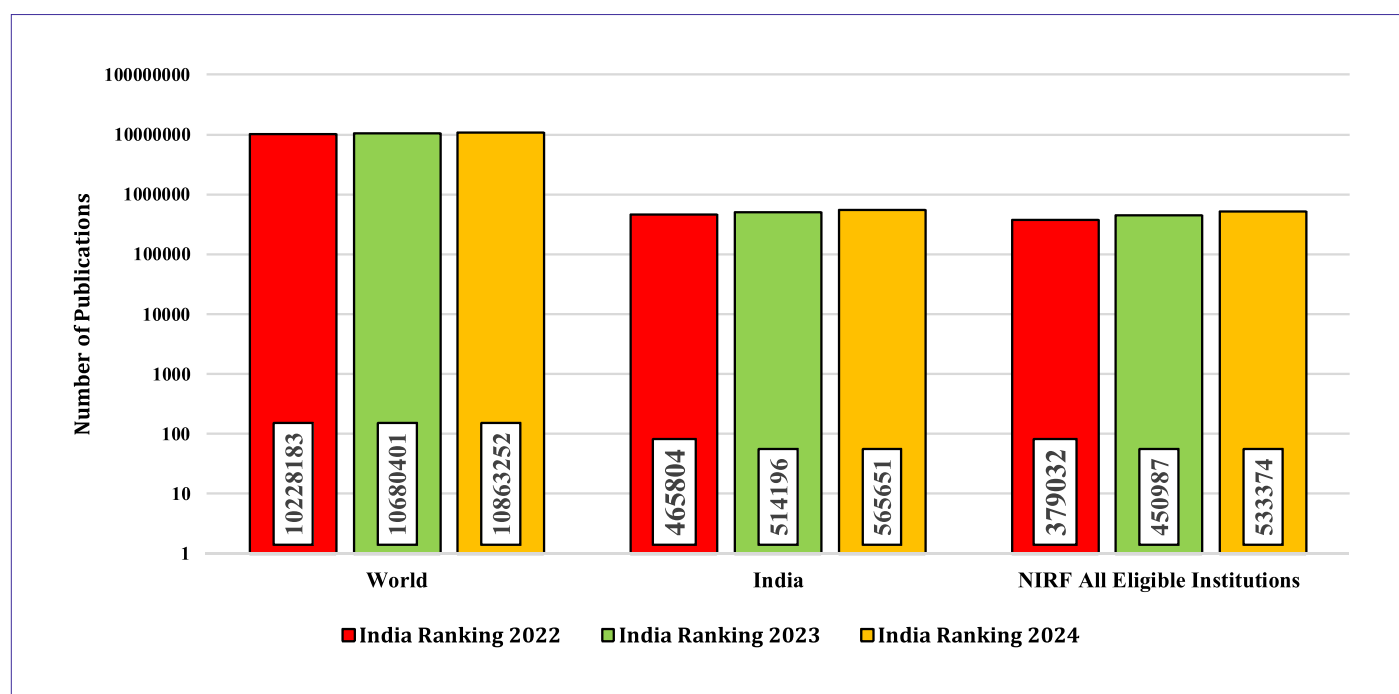


Fig. 13: Research Publications of Eligible Institutions in Comparison to the Total Research Publications of the World and India (On a Logarithmic Scale)

Table 15 and Fig. 14 compare number of research publications in the World, India and Eligible Institutions for the years applicable for India Rankings 2022 to 2024. The total number of publications in the World registered an increase of 3.80%, 4.42% and 1.71% in the years corresponding to India Rankings 2021 to 2022, Indian Rankings 2022 to 2023 and India Rankings 2023 to 2024 respectively. In comparison, number of research publications of India for the corresponding period registered an increase of 8.57%, 10.39% and 10.01% respectively in the Overall category,

whereas number of research publications of eligible applicant institutions for the corresponding period registered an increase of 16.92%, 18.98% and 18.27% respectively in the Overall category.

Ranking Year	World	India	NIRF Eligible Institutions
India Ranking 2022	1022883	465804	379032
India Ranking 2023	10680401	514196	450987
India Ranking 2024	10863252	565651	533374
% Increase 2021 to 2022	3.80	8.57	16.92
% Increase 2022 to 2023	4.42	10.39	18.98
% Increase 2023 to 2024	1.71	10.01	18.27

Table 15: Comparative Research Publications of the World, India and Eligible Institutions in Overall Category corresponding to India Rankings 2021 to 2024: % Increase / Decrease

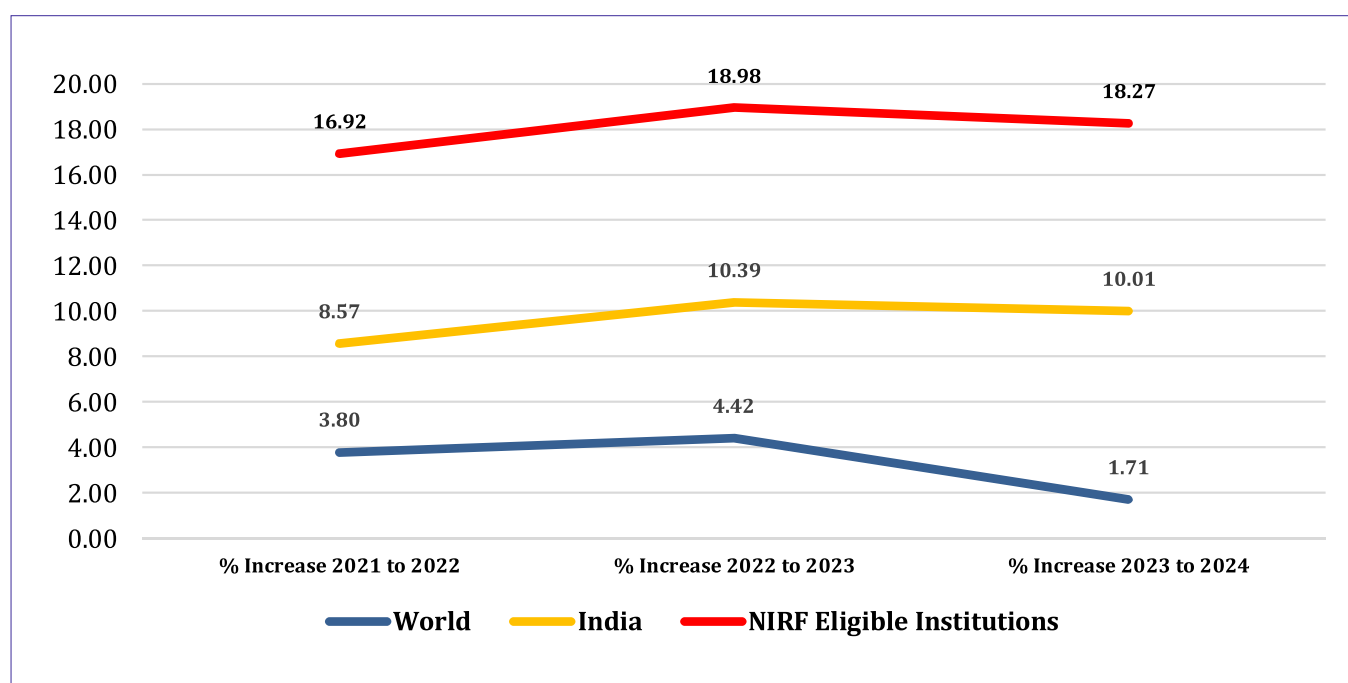


Fig. 14: Comparative Research Publications of the World, India and Eligible Institutions in Overall Category corresponding to India Rankings 2021 to 2024: % Increase / Decrease

7.2.5. Total Publications from India, Contribution of NIRF Eligible Institutions and Other Institutions

The share of publications from NIRF eligible institutions to the total research publications emanating from India is increasing gradually year after year whereas noticeable gradual decrease in number of publications from other institutions that are not part of India Rankings is evident from the Table 16 and Figure 15. It can be observed from Table 16 and Fig. 15 that total research publications of eligible institutions for the years applicable for India Rankings 2022, 2023 and 2024 constitute 81.35%, 87.71% and 94.29% of total India's research publications respectively in the Overall Category. Remaining 18.65%, 12.29% and 5.71% publications are originated from individuals and organizations that are not part of the India Rankings 2022, 2023 and 2024 respectively in the Overall Category.

Ranking Year (1)	Total No. of Publications from				
	India (2)	NIRF Applicants (3)		Other Institutions (4)	
	No. of Pubs.	No.	% of 2	No.	% of 2
India Rankings 2022	465913	379032	81.35	86881	18.65
India Rankings 2023	514196	450987	87.71	63209	12.29
India Rankings 2024	565651	533374	94.29	32277	5.71

Table 16: Total Publications of India: Eligible Institutions and Other Institutions in the Overall Category

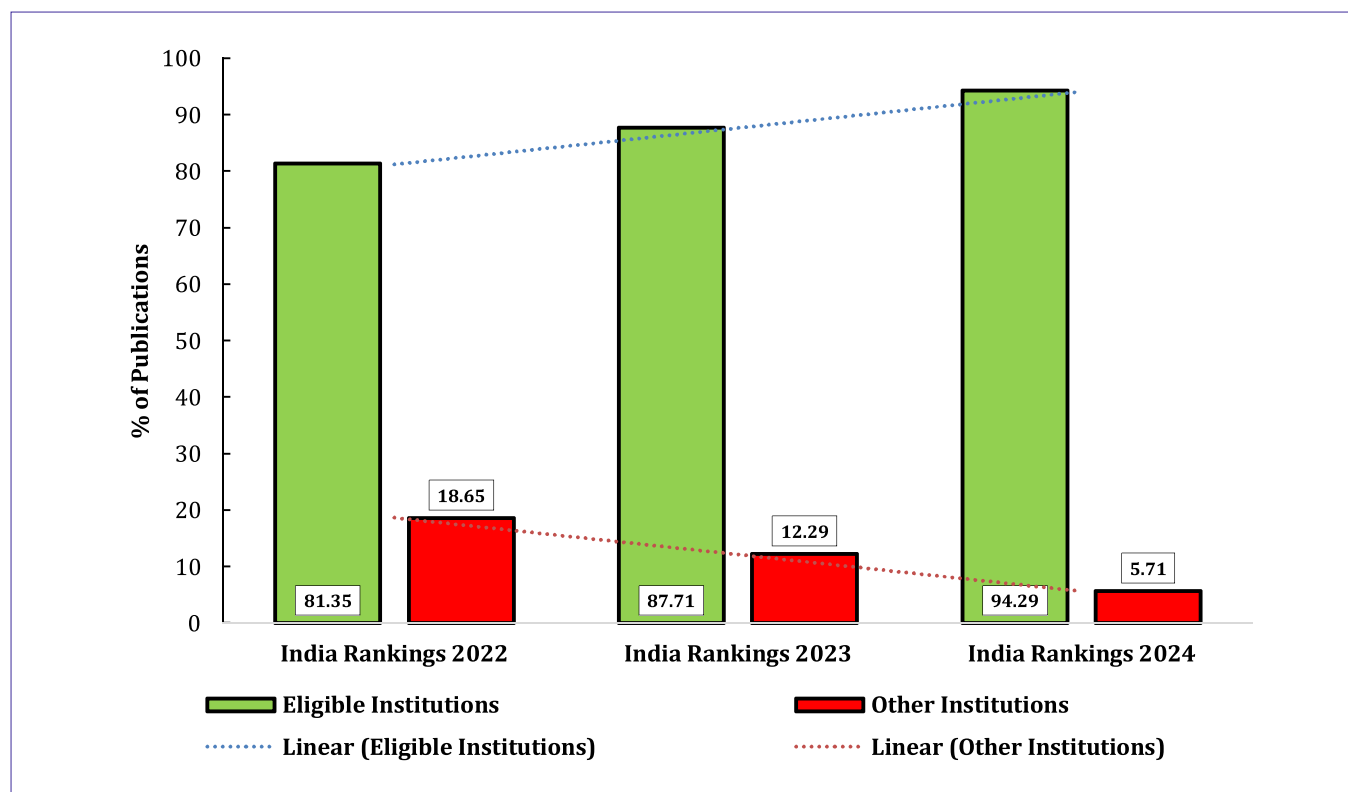


Fig. 15: Total Publications of India: Eligible Institutions and Other Institutions in the Overall Category

Table 17 and 18 and Fig. 16 and 17 depict that the most productive institutions not only in Overall category, but also in remaining categories and subject domains are also part of India Rankings. Table 17 and 18 and Fig. 16 and 17 depict that number of research publications emanating from two categories, namely Pharmacy and Management. While in the case of Management no. of publications emanated from eligible institutions have increased year after year with corresponding decrease in number of publications by the remaining institutions that are not part of India Rankings, whereas Pharmacy is an exception wherein increase in number of publications is consistent, although, the quantum of increase is not as drastic as in other categories and subject domains, which essentially indicates presence of a very strong and active pharmaceutical industry that is actively contributing to the research articles in pharmaceutical sciences.

India Rankings Year (1)	India (2)	NIRF Applicants (3)	Other Institutions (4)
2022	14778	7480 (51% of 2)	729 (49% of 2)
2023	18251	9698 (55% of 2)	8553 (47% of 2)
2024	20667	11706 (57% of 2)	8961 (43% of 2)

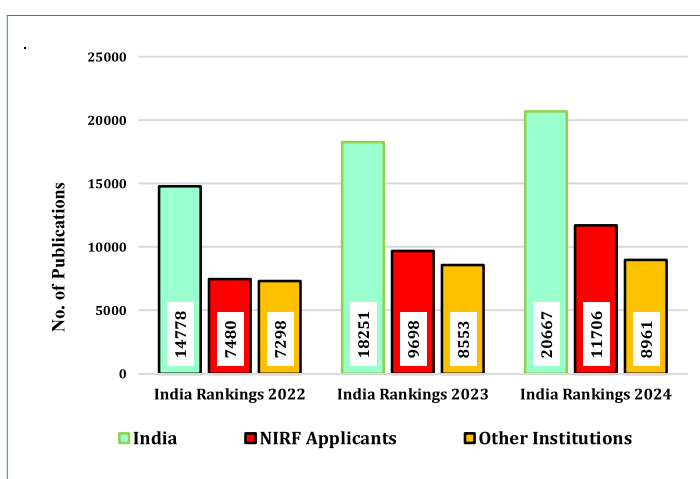


Table 17 and Fig. 16: Total Publications from India and Contribution of NIRF Eligible Institutions and Other Institutions in Pharmacy

India Rankings Year (1)	India (2)	NIRF Applicants (3)	Other Institutions (4)
2022	6039	4405 (73% of 2)	1634 (27% of 2)
2023	7518	5788 (76% of 2)	1730 (23% of 2)
2024	8768	7315 (83% of 2)	1453 (17% of 2)

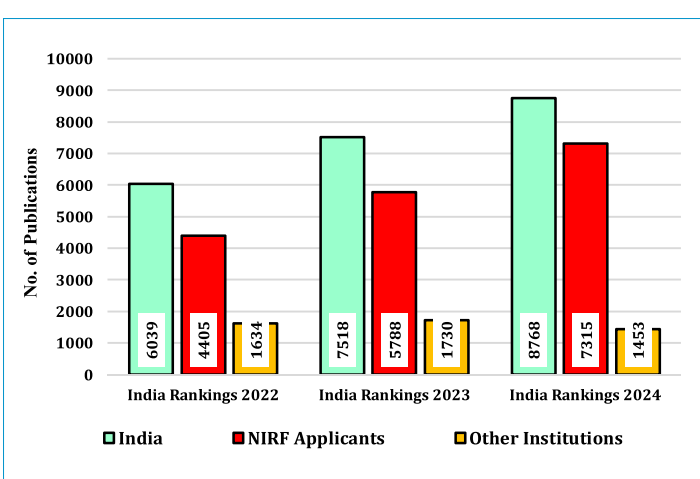


Table 18 and Fig. 17: Total Publications from India and Contribution of NIRF Eligible Institutions and Other Institutions in Management

7.2.6. Comparing Patents Granted and Published for the Top 100 Institutions vs Patents Granted or Published for the Rest of the Eligible Institutions in Various Domains / Categories

Table 19 and Figure 18 present comparative data on patents granted to the top 100 institutions versus other eligible institutions across four major domains or categories ranked by India Rankings. The data reveals a noticeable pattern similar to that observed in case of distribution of publications, citations, and highly-cited publications amongst the top 100 vs remaining institutions.

In Pharmacy and Universities, the top 100 institutions hold 78.79% and 61.46% of the patents granted, respectively, compared to the remaining 339 Universities and 339 Pharmacy institutions, which account for 21.21% and 38.54% of the total patents granted. Similarly, in Overall and Engineering categories, the ratio of patents granted between the top 100 institutions and the remaining 1274 and 1273 institutions is 54:46 and 53:47 respectively.

No. of Eligible Institutions	Discipline / Categories	Number of Patents Granted					
		Total No.	Top 100	Remaining Inst.	Top 100 (%)	Remaining Inst. (%)	Average / Institute
1374	Overall	5957	3226	2731	54.15	45.85	4.34
439	Universities	2919	1794	1125	61.46	38.54	6.65
1373	Engineering	5594	2954	2640	52.81	47.19	4.07
439	Pharmacy	514	405	109	78.79	21.21	1.17

Table 19: Patents Granted to the Top 100 Institutions in Comparison to the Remaining Institutions

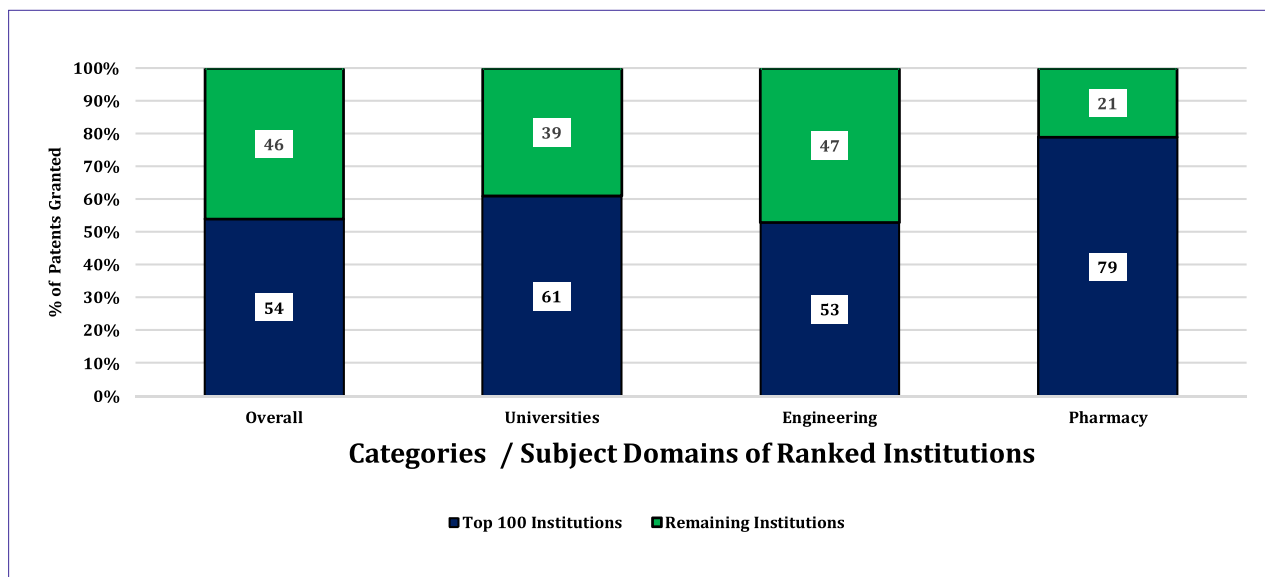


Fig. 18: Patents Granted to the Top 100 Institutions in Comparison to the Remaining

Table 20 and Figure 19 provide data on patents published for the top 100 institutions compared to other eligible institutions in the same four major categories / subject domains ranked by India Rankings. It is noteworthy that the top 100 Universities and the top 100 Pharmacy institutions hold 62.04% and 59.28% of total patents published respectively, compared to 37.96% and 40.72% held by the remaining 339 Universities and equal number of Pharmacy institutions. In the Overall and Engineering categories, the ratio of patents published and held between the top 100 institutions and remaining institutions is 36:64 each.

No. of Eligible Institutions	Discipline / Categories	Number of Patents Published					
		Total No.	Top 100	Remaining Inst.	Top 100 (%)	Remaining Inst. (%)	Average / Institute
1374	Overall	35767	12969	22798	36.26	63.74	26.03
439	Universities	20922	12981	7941	62.04	37.96	47.66
1373	Engineering	34396	12443	21953	36.18	63.82	25.05
439	Pharmacy	2873	1703	1170	59.28	40.72	6.54

Table 20: Patents Published and held by the Top 100 Institutions in Comparison to the Patents Published and held by the Remaining Institutions

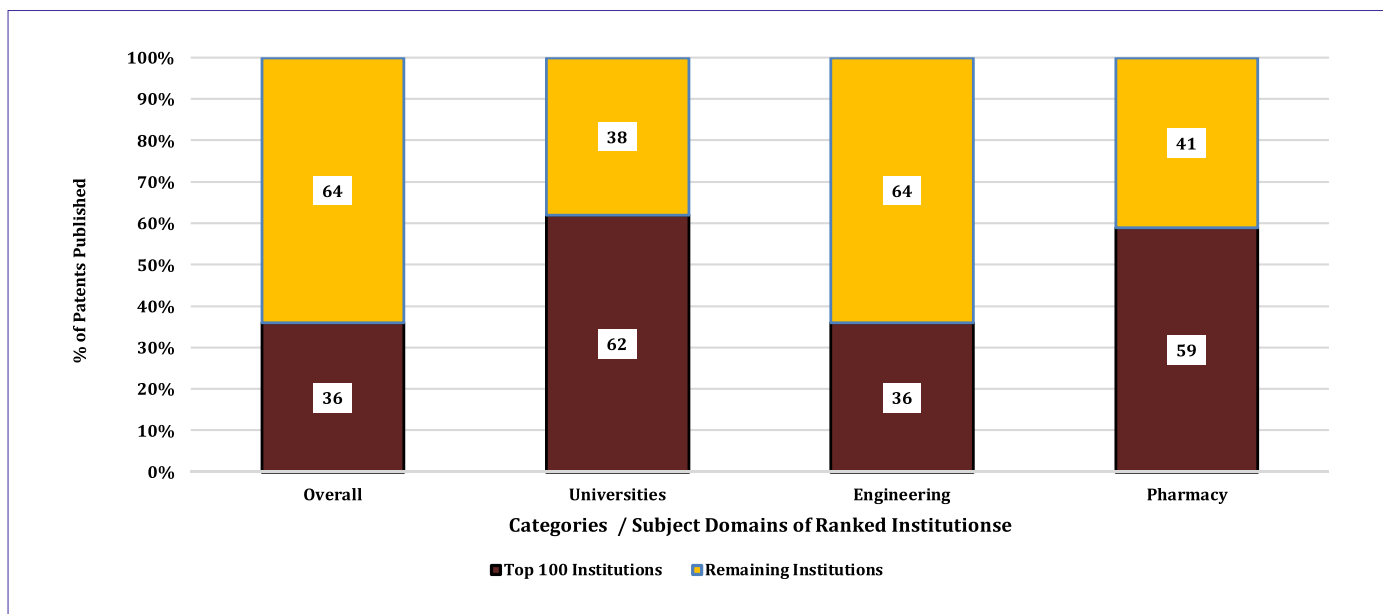


Fig. 19: Patents Published and Held by the Top 100 Institutions in Comparison to the Remaining Institutions

7.2.7. Eligible Institutions with “0” Publication in Various Domains / Categories

It indeed is disheartening to note that a significant number of eligible institutions have no publications at all as revealed in Table 21. It is noteworthy that 435 management institutions (out of 779 eligible applicant institutions) and 443 colleges (out of 1596 eligible applicant colleges) have “0” publications. This is not surprising since many of these see their primary role in undergraduate education (colleges) and to a lesser extent, the focus is on “case studies” rather than on research publications in case of management institutions.

No. of Eligible Institution	Discipline / Category	No. of Institutions having “0” Publications	%
1374	Overall	80	5.82
1373	Engineering	62	4.52
779	Management	435	55.84
439	Pharmacy	54	12.30
1596	Colleges	443	27.76

Table 21: Number and % of Eligible Institutions having “0” Publications

7.2.8. Share of Publications of the Top 100 Highly Productive Institutions in Overall Category

The Table 22 and Fig. 20 presents the distribution of publications and citations from the top 100 highly productive institutions in Overall category of the India Rankings 2024. The institutions are categorized into AIIMS, Central Universities, Colleges, Deemed Universities (Government), Deemed Universities (Private), IISERs, IITs, NITs, Other CFTIs, State Private Universities, and State Public Universities. Each category shows the number of institutions including their total publications, total citations received, percentage of total publications contributed by these

institutions, and percentage of total citations received. It may be observed that IITs lead with 16 institutions contributing 24.29% of total publications and receiving 24.77% of total citations, emphasizing their significant impact in research output and influence in academia, closely followed by the Deemed to be Universities (Private) with 22 institutions contributing 23.48% of total publications and receiving 22.19% of total citations.

Institutions Category	No. of Institutions	Total No. of Publications	Total No. of Citations Received	% of Publications	% of Citations
AIIMS	4	15102	115413	4.77	4.23
Central University	7	31723	294474	10.02	10.80
Colleges	1	1977	21026	0.62	0.77
Deemed Universities (Govt.)	4	10335	81473	3.27	2.99
Deemed Universities (Private)	22	74319	604913	23.48	22.19
IISERs	4	5895	54594	1.86	2.00
IITs	16	76880	675232	24.29	24.77
NITs	9	21490	177753	6.79	6.52
Other CFTIs	3	12689	98044	4.01	3.60
State Private Universities	7	19538	212841	6.17	7.81
State Public Universities	23	46519	390420	14.70	14.32
Total	100	316467	2726183	100.00	100.00

Table 22: Share of Publications of the Top 100 Highly Productive Institutions in Overall Category

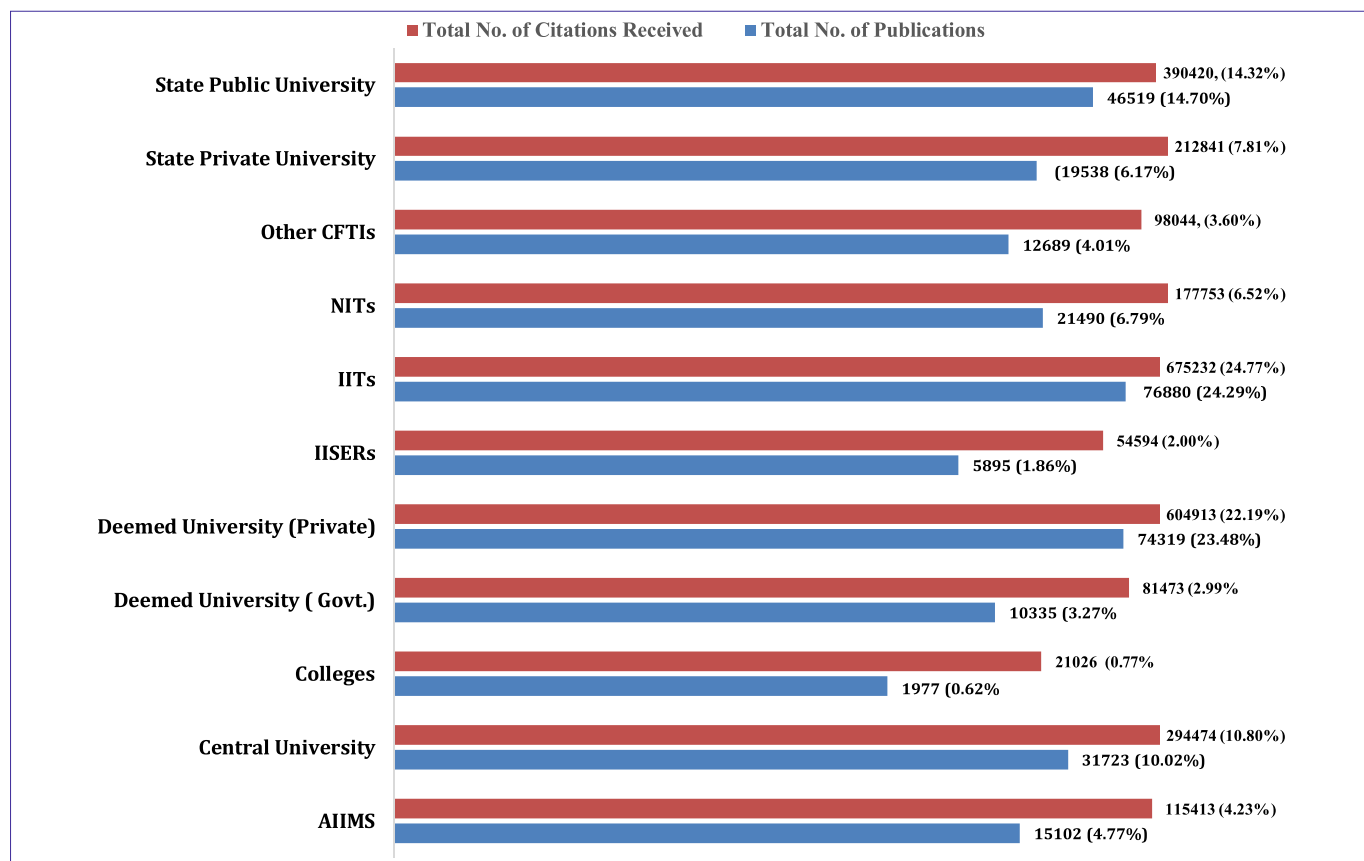


Fig. 20: Share of Publications of the Top 100 Highly Productive Institutions in Overall Category

7.3. Graduation Outcome

Table 23 and Fig. 21 provide number of full-time Ph.D. students who graduated from 1374 eligible institutions in Overall category during the academic years 2021-22 and 2022-23. It can be observed that percentage of increase in Ph.D. awarded was 14.59% and 9.91% in the academic years 2021--22 and 2022-23 respectively.

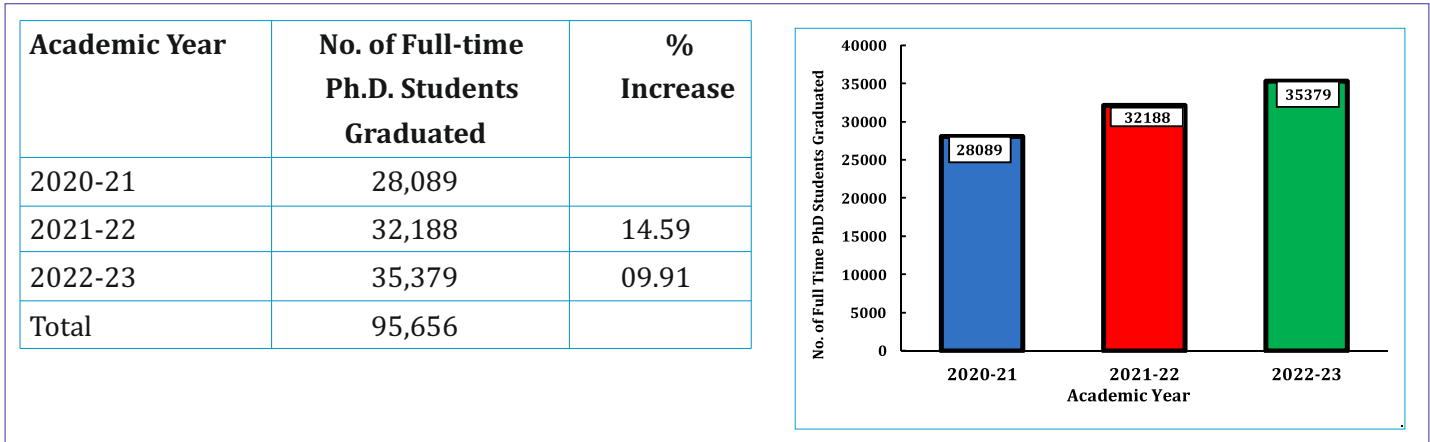


Table 23 and Fig. 21: Increase in Number of Ph.D. Graduated during Academic Years 2020-2021 to 2022-2023 in Overall Category

7.4. Outreach and Inclusivity

Table 24 and Fig. 22 reveal regional diversity in enrolment in eligible institutions in Overall category. It may be noted that while 73.32% of students were enrolled from within the state, 25.72% of students came from other states and less than 1% students were from outside the country. These 45,674 students (<1%) from outside the country were studying in 496 institutions of Higher Education in India.

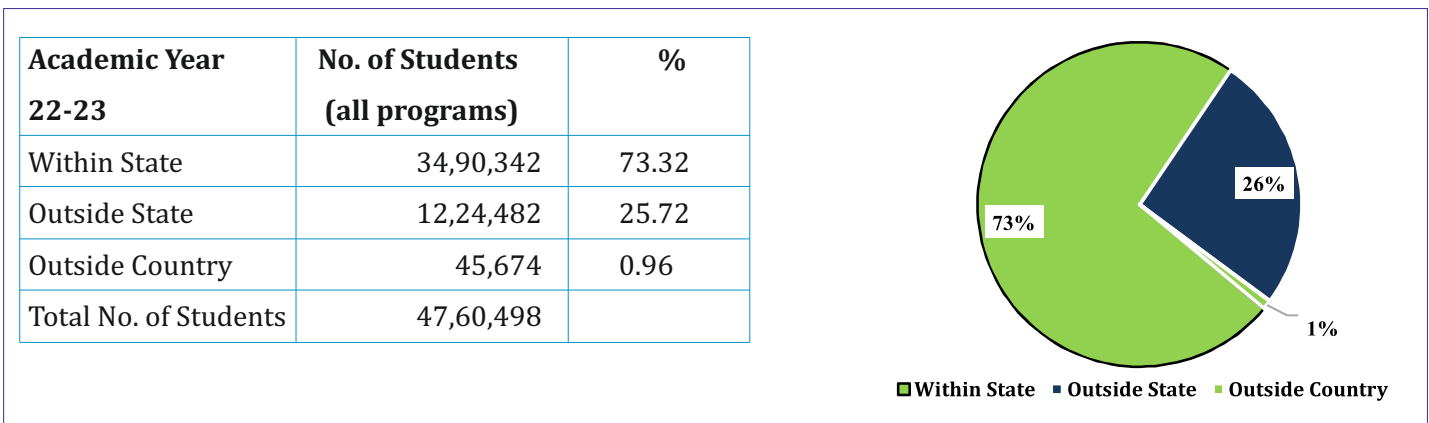


Table 24 and Fig. 22: Regional Diversity: No. and Percentage of Students from the Outside States and Countries in Overall Category during Academic Year 2022 - 23

Table 25 and Fig. 23 provide data on gender diversity among students enrolled in different programs in Overall categories during the academic year 2022 - 2023. Of total 47,60,498 students, 26,51,363 (55.70%) were male and 21,09,135 (44.30%) were females.

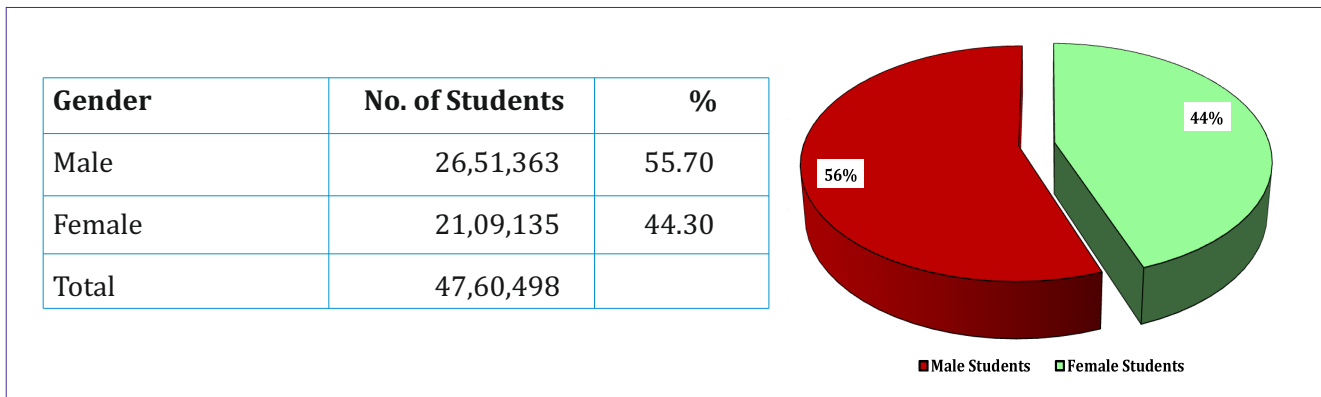


Table 25 and Fig. 23: Gender Diversity amongst Students: Male vs Female Enrolment in Overall Category in Academic Year 2022 - 23

Table 26 and Fig. 24 plot data on gender diversity among faculty in Overall category. Of total 2,84,199 faculty, 1,65,342 (58.18%) were males and 2,83,119 (41.82%) were females.

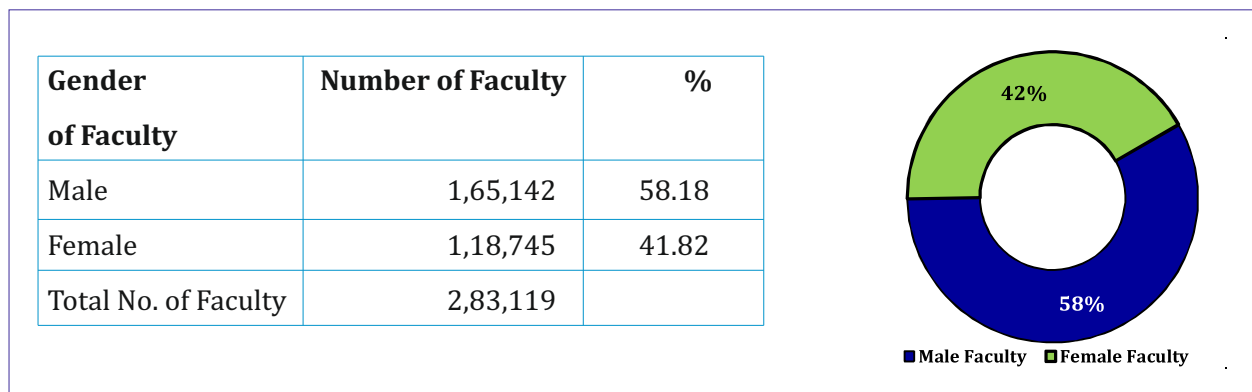


Table 26 and Fig. 24: Gender Diversity amongst Faculty: Male vs Female Faculty in Overall Category in the Academic Year 2022 - 23

7.5. Perception

Table 27, Fig. 25 and Fig. 26 given below illustrate the vote shares of peer and employer perceptions across various categories of institutions. The data highlights that the highest vote shares from both peers and employers are concentrated towards the Overall category (21.25% and 24.17%), Engineering (16.69% and 18.79%), Research (16.54% and 13.71%), College (14.00% and 10.86%), and Management (10.03% and 15.48%) categories. These categories significantly outpace others in terms of perceived importance and value.

In contrast, categories such as Law, Architecture and Planning, Pharmacy, Dental, Agriculture and Allied Sectors and Innovation receive notably lower vote shares from both peers and employers. Specifically, vote share of these categories / subject domains range from 1.27% (Law) to 3.24% (Innovation) in academic perception and 0.48% (Agriculture and Allied Sectors) to 4.86% (Innovation) in employer perception. The low percentages in these categories indicate a lesser emphasis or recognition in comparison to the more dominant fields.

Academic and Employer's Perception		
Category / Subject	Academic	Employer
Overall	21.25	24.17
Engineering	16.69	18.79
Architecture and Planning	1.80	0.81
College	14.00	10.86
Law	1.27	2.80
Management	10.03	15.48
Medical	8.92	4.28
Pharmacy	3.11	2.80
Research Institutions	16.54	13.71
Dental	1.63	0.94
Agriculture and Allied Sectors	1.50	0.48
Innovation	3.24	4.86
Total	100	100

Table 27: Peer and Employer's Perception

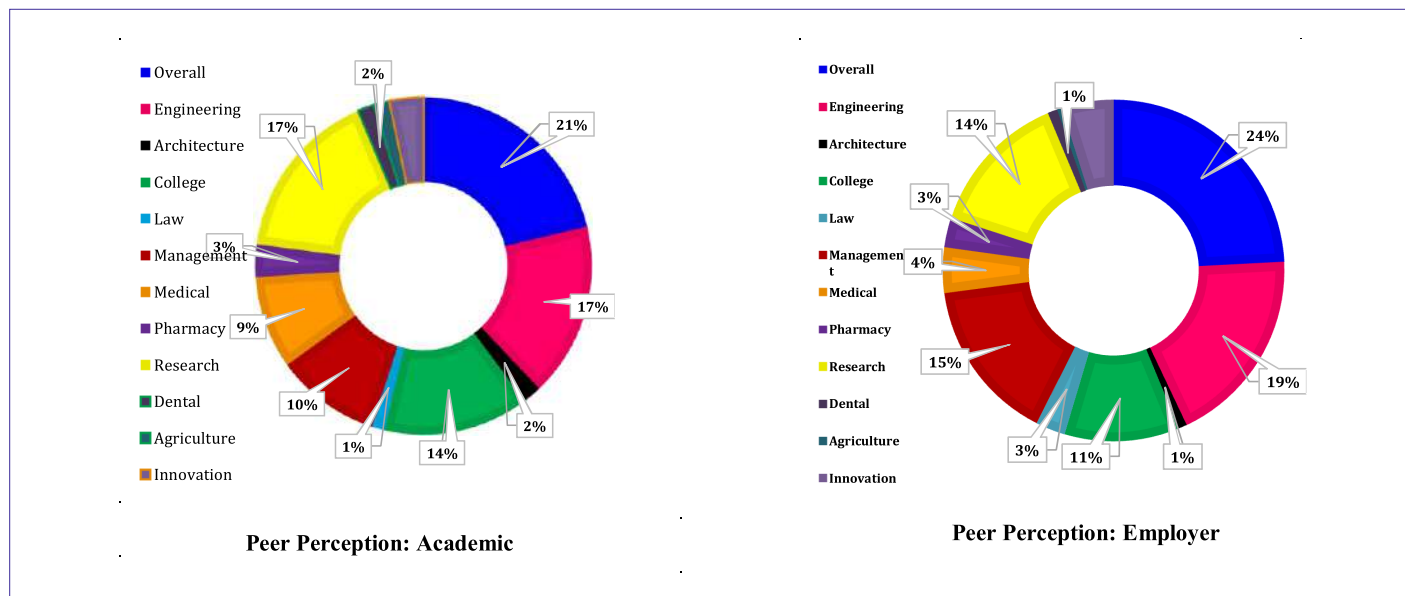


Fig. 25 and 26: Peer and Employer's Perception

7.6. Rank Order Correlations across Parameters

Table 28 given below provides value of Spearman's Rank Order Correlation Coefficient between ranks of institutions based on its total score with that of its rank based on research performance in various categories and subject domains. As mentioned before, data for research performance is taken from third-party independent sources, namely Web of Science. Fig 27 to Fig. 32 depict the mean of the scatter plots of corresponding scores along the two axes for various categories and subject domains. A very strong and positive correlation can be noticed for each discipline except for colleges. The strong correlation between ranking by research performance based on data from third-party independent sources and overall ranking vouch for authenticity of data collected from institutions.

Category / Subject Domain	Spearman Rank Correlation Coefficient (r)	Coefficient of Determination (R ²)
Overall	0.82	0.67
Universities	0.80	0.64
Engineering	0.84	0.71
Management	0.76	0.58
Pharmacy	0.84	0.71
College	0.52	0.27

Table 28: Spearman Rank Correlation Coefficient (r) for Various Categories and Subject Domains

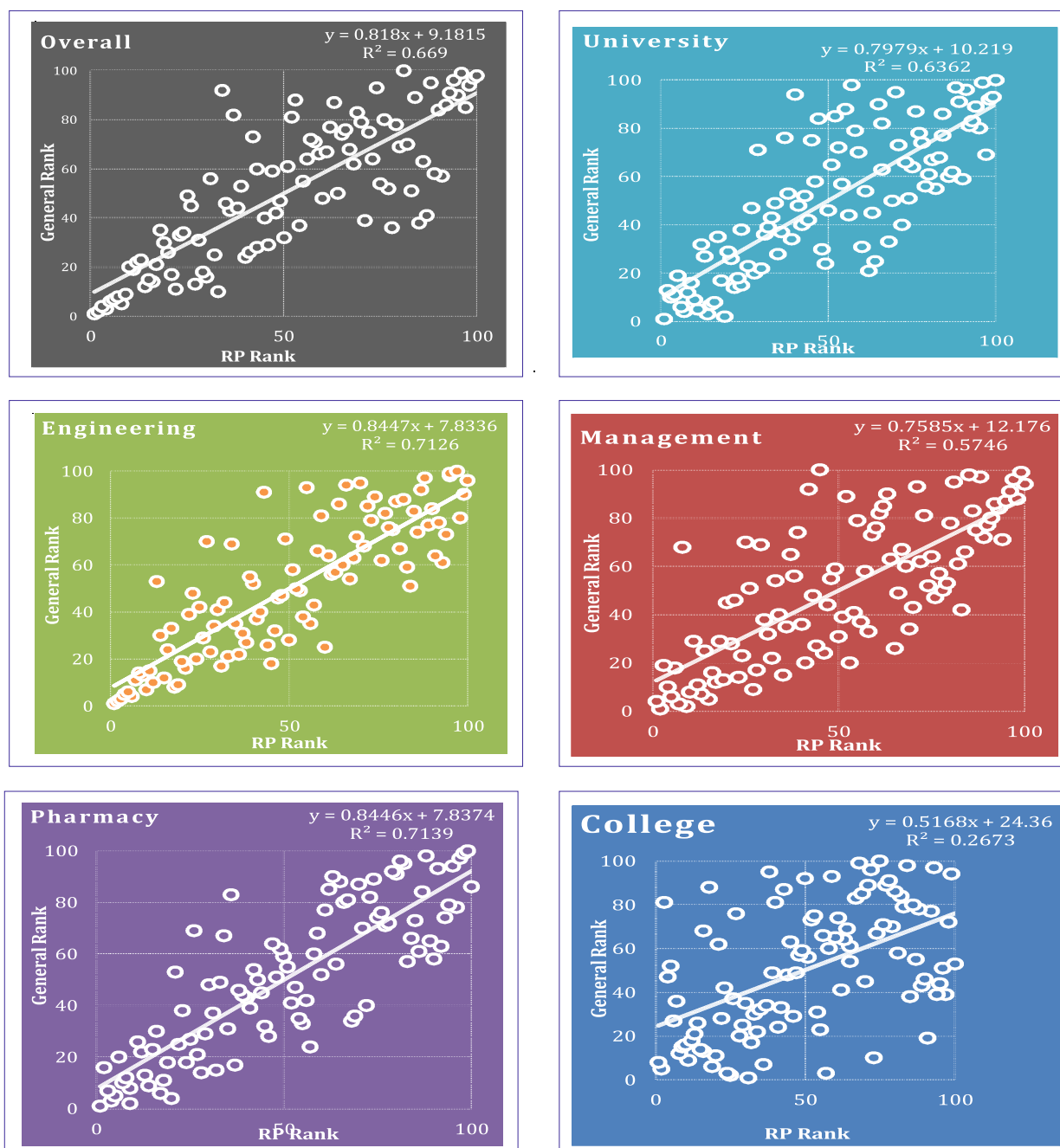


Fig. 27 to Fig. 32: Correlation between Ranks by Research Performance and All Other Parameters for Different Categories and Subject Domains

7.7. Regional Outlook

Fig. 33 depicts that there is a good regional distribution of institutes that are ranked amongst the top 100 in Overall category. The maximum representation comes from Southern part of India (36%) that hosts larger number of institutions of higher education followed by the HEIs in Northern India (30%). Western and Eastern region of India accounts for 19% and 15% respectively.

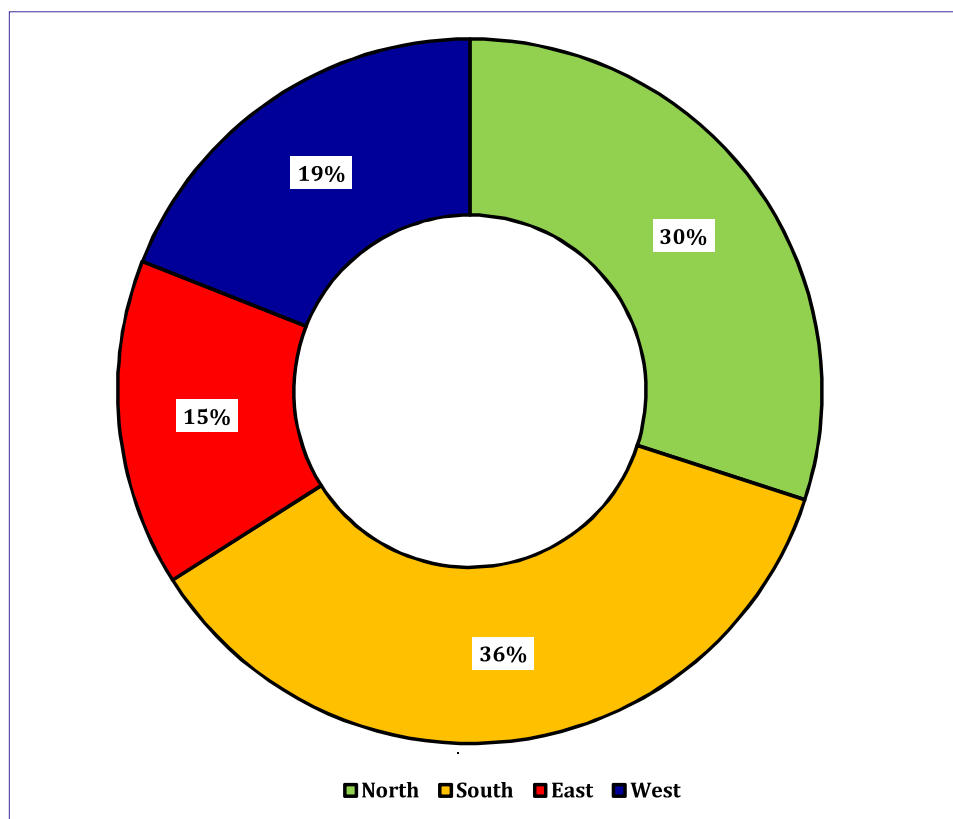


Fig. 33: Region-wise Distribution of Ranked Institutions in Overall Category

8. Computation of Scores and Rankings

Rankings are based on the information and data provided by the institutions. Data on publications and citations have been taken from standard indexing and citation sources, viz., Scopus (Elsevier Science) and Web of Science (Clarivate Analytics). Perception data has been compiled from inputs from employers and peers. NIRF Team has done limited validation of data. NIRF also provided an opportunity to the general public through press advertisement and through web-portal, to give feedback on the quality and accuracy of data submitted by different institutions. Queries and comments received from the public were passed on to the concerned institutions for suitable action. However, responsibility for the accuracy and authenticity of the data lies with the institutions supplying it. Final data are available on the NIRF portal.

Overall weighted scores and ranks of institutions in different subjects / categories as well as their weighted scores on five broad generic parameters are given on the NIRF Website at the URL mentioned the Table entitled “URL of Ranked Institutions in Various Categories and Subject Domains” given at the end of this booklet.

**Top Ranked Institutions
in
Various Categories
and
Subject Domains**

9.1 India Rankings 2024: Top 100 in Overall

Name	City	State	Rank
Indian Institute of Technology Madras	Chennai	Tamil Nadu	1
Indian Institute of Science, Bengaluru	Bengaluru	Karnataka	2
Indian Institute of Technology Bombay	Mumbai	Maharashtra	3
Indian Institute of Technology Delhi	New Delhi	Delhi	4
Indian Institute of Technology Kanpur	Kanpur	Uttar Pradesh	5
Indian Institute of Technology Kharagpur	Kharagpur	West Bengal	6
All India Institute of Medical Sciences Delhi	New Delhi	Delhi	7
Indian Institute of Technology Roorkee	Roorkee	Uttarakhand	8
Indian Institute of Technology Guwahati	Guwahati	Assam	9
Jawaharlal Nehru University	New Delhi	Delhi	10
Banaras Hindu University	Varanasi	Uttar Pradesh	11
Indian Institute of Technology Hyderabad	Hyderabad	Telangana	12
Jamia Millia Islamia	New Delhi	Delhi	13
Manipal Academy of Higher Education, Manipal	Manipal	Karnataka	14
University of Delhi	Delhi	Delhi	15
Aligarh Muslim University	Aligarh	Uttar Pradesh	16
Jadavpur University	Kolkata	West Bengal	17
Amrita Vishwa Vidyapeetham	Coimbatore	Tamil Nadu	18
Vellore Institute of Technology	Vellore	Tamil Nadu	19
Anna University	Chennai	Tamil Nadu	20
S.R.M. Institute of Science and Technology	Chennai	Tamil Nadu	21
Saveetha Institute of Medical and Technical Sciences	Chennai	Tamil Nadu	22
Birla Institute of Technology and Science, Pilani	Pilani	Rajasthan	23
Siksha `O` Anusandhan	Bhubaneswar	Odisha	24
University of Hyderabad	Hyderabad	Telangana	25
Calcutta University	Kolkata	West Bengal	26
Homi Bhabha National Institute	Mumbai	Maharashtra	27
Kalinga Institute of Industrial Technology	Bhubaneswar	Odisha	28
Indian Institute of Technology Gandhinagar	Gandhinagar	Gujarat	29
Indian Institute of Technology (Banaras Hindu University) Varanasi	Varanasi	Uttar Pradesh	30
National Institute of Technology Tiruchirappalli	Tiruchirappalli	Tamil Nadu	31
Chandigarh University	Mohali	Punjab	32
Indian Institute of Technology Indore	Indore	Madhya Pradesh	33
National Institute of Technology Rourkela	Rourkela	Odisha	34
Indian Institute of Technology (Indian School of Mines) Dhanbad	Dhanbad	Jharkhand	35
JSS Academy of Higher Education and Research	Mysuru	Karnataka	36

Name	City	State	Rank
Savitribai Phule Pune University	Pune	Maharashtra	37
Kerala University	Thiruvananthapuram	Kerala	38
Jawaharlal Institute of Post Graduate Medical Education and Research	Puducherry	Pondicherry	39
Koneru Lakshmaiah Education Foundation University (K L College of Engineering)	Vaddeswaram	Andhra Pradesh	40
Andhra University, Visakhapatnam	Visakhapatnam	Andhra Pradesh	41
Indian Institute of Science Education and Research Pune	Pune	Maharashtra	42
Thapar Institute of Engineering and Technology (Deemed-to-be-university)	Patiala	Punjab	43
Bharathiar University	Coimbatore	Tamil Nadu	44
Lovely Professional University	Phagwara	Punjab	45
National Institute of Technology Karnataka, Surathkal	Surathkal	Karnataka	46
Shanmugha Arts Science Technology and Research Academy	Thanjavur	Tamil Nadu	47
Indian Institute of Technology Ropar	Rupnagar	Punjab	48
Amity University	Gautam Budh Nagar	Uttar Pradesh	49
Kalasalngam Academy of Research and Education	Srivilliputhur	Tamil Nadu	50
Cochin University of Science and Technology	Cochin	Kerala	51
Symbiosis International	Pune	Maharashtra	52
National Institute of Technology Warangal	Warangal	Telangana	53
National Institute of Technology Calicut	Kozhikode	Kerala	54
Bharathidasan University	Tiruchirappalli	Tamil Nadu	55
Institute of Chemical Technology	Mumbai	Maharashtra	56
Gauhati University	Guwahati	Assam	57
Babasaheb Bhimrao Ambedkar University	Lucknow	Uttar Pradesh	58
UPES	Dehradun	Uttarakhand	59
Panjab University	Chandigarh	Chandigarh	60
Indian Institute of Science Education and Research Kolkata	Mohanpur	West Bengal	61
Jamia Hamdard	New Delhi	Delhi	62
Dr. D. Y. Patil Vidyapeeth	Pune	Maharashtra	63
University of Madras	Chennai	Tamil Nadu	64
Indian Institute of Science Education and Research Mohali	Mohali	Punjab	64
Delhi Technological University	New Delhi	Delhi	66
Mahatma Gandhi University, Kottayam	Kottayam	Kerala	67
Indian Institute of Technology Jodhpur	Jodhpur	Rajasthan	68
University of Kashmir	Srinagar	Jammu and Kashmir	69
Osmania University	Hyderabad	Telangana	70
Datta Meghe Institute of Higher Education and Research	Wardha	Maharashtra	71
Indian Institute of Technology Mandi	Mandi	Himachal Pradesh	72
Indian Institute of Technology Patna	Patna	Bihar	73

Name	City	State	Rank
All India Institute of Medical Sciences Rishikesh	Rishikesh	Uttarakhand	74
Indian Statistical Institute, Kolkata	Kolkata	West Bengal	75
Alagappa University	Karaikudi	Tamil Nadu	76
Visvesvaraya National Institute of Technology Nagpur	Nagpur	Maharashtra	77
Indian Institute of Science Education and Research Bhopal	Bhopal	Madhya Pradesh	78
Graphic Era University	Dehradun	Uttarakhand	79
Punjab Agricultural University	Ludhiana	Punjab	80
Sri Sivasubramaniya Nadar College of Engineering	Kalavakkam	Tamil Nadu	81
Malaviya National Institute of Technology	Jaipur	Rajasthan	82
All India Institute of Medical Sciences Jodhpur	Jodhpur	Rajasthan	83
SVKM's Narsee Monjee Institute of Management Studies	Mumbai	Maharashtra	84
Sathyabama Institute of Science and Technology	Chennai	Tamil Nadu	85
Mysore University	Mysuru	Karnataka	86
University of Jammu	Jammu	Jammu and Kashmir	87
King George's Medical University	Lucknow	Uttar Pradesh	88
Shoolini University of Biotechnology and Management Sciences	Solan	Himachal Pradesh	89
Christ University	Bengaluru	Karnataka	90
Bharath Institute of Higher Education and Research	Chennai	Tamil Nadu	91
National Institute of Technology Silchar	Silchar	Assam	92
National Institute of Technology Durgapur	Durgapur	West Bengal	93
Gujarat University	Ahmedabad	Gujarat	94
Shiv Nadar University	Gautam Buddha Nagar	Uttar Pradesh	95
Sri Ramachandra Institute of Higher Education and Research	Chennai	Tamil Nadu	96
Acharya Nagarjuna University	Guntur	Andhra Pradesh	97
Tata Institute of Social Sciences	Mumbai	Maharashtra	98
All India Institute of Medical Sciences Patna	Patna	Bihar	99
Periyar University	Salem	Tamil Nadu	100

9.2 India Rankings 2024: Top 100 Universities

Name	City	State	Rank
Indian Institute of Science, Bengaluru	Bengaluru	Karnataka	1
Jawaharlal Nehru University	New Delhi	Delhi	2
Jamia Millia Islamia	New Delhi	Delhi	3
Manipal Academy of Higher Education, Manipal	Manipal	Karnataka	4
Banaras Hindu University	Varanasi	Uttar Pradesh	5
University of Delhi	Delhi	Delhi	6
Amrita Vishwa Vidyapeetham	Coimbatore	Tamil Nadu	7
Aligarh Muslim University	Aligarh	Uttar Pradesh	8
Jadavpur University	Kolkata	West Bengal	9
Vellore Institute of Technology	Vellore	Tamil Nadu	10
Saveetha Institute of Medical and Technical Sciences	Chennai	Tamil Nadu	11
S.R.M. Institute of Science and Technology	Chennai	Tamil Nadu	12
Anna University	Chennai	Tamil Nadu	13
Siksha `O` Anusandhan	Bhubaneswar	Odisha	14
Kalinga Institute of Industrial Technology	Bhubaneswar	Odisha	15
Homi Bhabha National Institute	Mumbai	Maharashtra	16
University of Hyderabad	Hyderabad	Telangana	17
Calcutta University	Kolkata	West Bengal	18
Birla Institute of Technology and Science, Pilani	Pilani	Rajasthan	19
Chandigarh University	Mohali	Punjab	20
Kerala University	Thiruvananthapuram	Kerala	21
Koneru Lakshmaiah Education Foundation University (K L College of Engineering)	Vaddeswaram	Andhra Pradesh	22
Savitribai Phule Pune University	Pune	Maharashtra	23
JSS Academy of Higher Education and Research	Mysuru	Karnataka	24
Andhra University, Visakhapatnam	Visakhapatnam	Andhra Pradesh	25
Bharathiar University	Coimbatore	Tamil Nadu	26
Lovely Professional University	Phagwara	Punjab	27
Shanmugha Arts Science Technology and Research Academy	Thanjavur	Tamil Nadu	28
Thapar Institute of Engineering and Technology (Deemed-to-be-university)	Patiala	Punjab	29
Kalasalingam Academy of Research and Education	Srivilliputhur	Tamil Nadu	30
Symbiosis International	Pune	Maharashtra	31
Amity University	Gautam Budh Nagar	Uttar Pradesh	32
Babasaheb Bhimrao Ambedkar University	Lucknow	Uttar Pradesh	33
Cochin University of Science and Technology	Cochin	Kerala	34

Name	City	State	Rank
Institute of Chemical Technology	Mumbai	Maharashtra	35
Bharathidasan University	Tiruchirappalli	Tamil Nadu	36
Mahatma Gandhi University, Kottayam	Kottayam	Kerala	37
Panjab University	Chandigarh	Chandigarh	38
University of Madras	Chennai	Tamil Nadu	39
Gauhati University	Guwahati	Assam	40
Jamia Hamdard	New Delhi	Delhi	40
Datta Meghe Institute of Higher Education and Research	Wardha	Maharashtra	42
Osmania University	Hyderabad	Telangana	43
Dr. D. Y. Patil Vidyapeeth	Pune	Maharashtra	44
University of Kashmir	Srinagar	Jammu and Kashmir	45
UPES	Dehradun	Uttarakhand	46
Alagappa University	Karaikudi	Tamil Nadu	47
Delhi Technological University	New Delhi	Delhi	48
SVKM's Narsee Monjee Institute of Management Studies	Mumbai	Maharashtra	49
University of Jammu	Jammu	Jammu and Kashmir	50
Sathyabama Institute of Science and Technology	Chennai	Tamil Nadu	51
Graphic Era University	Dehradun	Uttarakhand	52
King George's Medical University	Lucknow	Uttar Pradesh	53
Mysore University	Mysuru	Karnataka	54
Sri Ramachandra Institute of Higher Education and Research	Chennai	Tamil Nadu	55
Periyar University	Salem	Tamil Nadu	56
Punjab Agricultural University	Ludhiana	Punjab	57
Tata Institute of Social Sciences	Mumbai	Maharashtra	58
Acharya Nagarjuna University	Guntur	Andhra Pradesh	59
Christ University	Bengaluru	Karnataka	60
Mumbai University	Mumbai	Maharashtra	61
Shiv Nadar University	Gautam Buddha Nagar	Uttar Pradesh	62
Madurai Kamaraj University	Madurai	Tamil Nadu	63
Manipal University, Jaipur	Jaipur	Rajasthan	64
Jain University, Bangalore	Bengaluru	Karnataka	65
NITTE	Mangaluru	Karnataka	66
Banasthali Vidyapith	Banasthali	Rajasthan	67
Sri Balaji Vidyapeeth Mahatma Gandhi Medical College	Puducherry	Pondicherry	68
Tezpur University	Tezpur	Assam	69
Shoolini University of Biotechnology and Management Sciences	Solan	Himachal Pradesh	70
Maharishi Markandeshwar (Deemed to be University)	Ambala	Haryana	71
Vignan's Foundation for Science, Technology and Research	Guntur	Andhra Pradesh	72

Name	City	State	Rank
Bharath Institute of Higher Education and Research	Chennai	Tamil Nadu	73
International Institute of Information Technology Hyderabad	Hyderabad	Telangana	74
Visvesvaraya Technological University	Belgaum	Karnataka	75
Gujarat University	Ahmedabad	Gujarat	76
Mizoram University	Aizawl	Mizoram	77
Bharati Vidyapeeth	Pune	Maharashtra	78
Chettinad Academy of Research and Education	Kelambakkam	Tamil Nadu	79
Guru Gobind Singh Indraprastha University	New Delhi	Delhi	80
Bangalore University	Bengaluru	Karnataka	81
Birla Institute of Technology	Ranchi	Jharkhand	82
Central University of Punjab	Bathinda	Punjab	83
Tamil Nadu Agricultural University	Coimbatore	Tamil Nadu	84
Sant Longowal Institute of Engineering and Technology	Longowal	Punjab	85
Sharda University	Greater Noida	Uttar Pradesh	86
Sri Venkateswara University	Tirupati	Andhra Pradesh	87
G. B. Pant Universtiy of Agriculture and Technology	Pantnagar	Uttarakhand	88
Calicut University, Thenhipalem, Malappuram	Malappuram	Kerala	89
University of Agricultural Sciences, Bangalore	Bengaluru	Karnataka	90
Chitkara University	Rajpura	Punjab	90
Manav Rachna International Institute of Research and Studies	Faridabad	Haryana	92
Manonmaniam Sundaranar University, Tirunelveli	Tirunelveli	Tamil Nadu	93
Madan Mohan Malaviya University of Technology	Gorakhpur	Uttar Pradesh	94
Yenepoya University	Mangaluru	Karnataka	95
Vel Tech Rangarajan Dr. Sagunthala R & D Institute of Science and Technology	Chennai	Tamil Nadu	96
University of Lucknow	Lucknow	Uttar Pradesh	97
Avinashilingam Institute for Home Science and Higher Education for Women	Coimbatore	Tamil Nadu	98
Central University of Tamil Nadu	Tiruvarur	Tamil Nadu	99
Netaji Subhas University of Technology (NSUT)	Delhi	Delhi	100

9.3 India Rankings 2024: Top 50 State Public Universities

Name	City	State	Rank
Anna University	Chennai	Tamil Nadu	1
Jadavpur University	Kolkata	West Bengal	2
Savitribai Phule Pune University	Pune	Maharashtra	3
Calcutta University	Kolkata	West Bengal	4
Panjab University	Chandigarh	Chandigarh	5
Osmania University	Hyderabad	Telangana	6
Andhra University	Visakhapatnam	Andhra Pradesh	7
Bharathiar University	Coimbatore	Tamil Nadu	8
Kerala University	Thiruvananthapuram	Kerala	9
Cochin University of Science and Technology	Cochin	Kerala	10
Mahatma Gandhi University	Kottayam	Kerala	11
University of Madras	Chennai	Tamil Nadu	12
Gauhati University	Guwahati	Assam	13
University of Kashmir	Srinagar	Jammu and Kashmir	14
Delhi Technological University	New Delhi	Delhi	15
Bharathidasan University	Tiruchirappalli	Tamil Nadu	16
Alagappa University	Karaikudi	Tamil Nadu	17
Mumbai University	Mumbai	Maharashtra	18
Mysore University	Mysuru	Karnataka	19
Acharya Nagarjuna University	Guntur	Andhra Pradesh	20
Guru Gobind Singh Indraprastha University	New Delhi	Delhi	21
Visvesvaraya Technological University	Belgaum	Karnataka	22
University of Jammu	Jammu	Jammu and Kashmir	23
Bangalore University	Bengaluru	Karnataka	24
Periyar University	Salem	Tamil Nadu	25
Madurai Kamaraj University	Madurai	Tamil Nadu	26
King George`s Medical University	Lucknow	Uttar Pradesh	27
Dibrugarh University	Dibrugarh	Assam	28
Gujarat University	Ahmedabad	Gujarat	29
Punjab Agricultural University	Ludhiana	Punjab	30
Annamalai University	Annamalainagar	Tamil Nadu	31
University of Lucknow	Lucknow	Uttar Pradesh	32
COEP Technological University	Pune	Maharashtra	33
Netaji Subhas University of Technology (NSUT)	New Delhi	Delhi	34
Maharshi Dayanand University	Rohtak	Haryana	35
University of Burdwan	Bardhaman	West Bengal	36
Manonmaniam Sundaranar University, Tirunelveli	Tirunelveli	Tamil Nadu	37
G. B. Pant Universtiy of Agriculture and Technology	Pantnagar	Uttarakhand	38

Name	City	State	Rank
Sri Venkateswara University	Tirupati	Andhra Pradesh	39
Madan Mohan Malaviya University of Technology	Gorakhpur	Uttar Pradesh	40
Kurukshetra University	Kurukshetra	Haryana	41
Utkal University	Bhubaneswar	Odisha	42
Calicut University	Malappuram	Kerala	43
University of Agricultural Sciences	Bengaluru	Karnataka	44
Indraprastha Institute of Information Technology	New Delhi	Delhi	45
Dr. Babasaheb Ambedkar Marathwada University	Aurangabad	Maharashtra	46
Guru Jambheshwar University of Science and Technology	Hisar	Haryana	47
Chaudhary Charan Singh Haryana Agricultural University	Hisar	Haryana	48
Tamil Nadu Agricultural University	Coimbatore	Tamil Nadu	49
Devi Ahilya Vishwavidyalaya	Indore	Madhya Pradesh	50

9.4 India Rankings 2024: Top 3 Open Universities

Name	City	State	Rank
Indira Gandhi National Open University (IGNOU)	New Delhi	Delhi	1
Netaji Subhash Open University	Kolkata	West Bengal	2
Dr. Babasaheb Ambedkar Open University	Ahmedabad	Gujarat	3

9.5 India Rankings 2024: Top 3 Skill Universities

Name	City	State	Rank
Symbiosis Skills and Professional University (Formerly Symbiosis Skill and Open University)	Pune	Maharashtra	1
Shri Vishwakarma Skill University	Palwal	Haryana	2
Bhartiya Skill Development University	Jaipur	Rajasthan	3

9.6 India Rankings 2024: Top 100 Colleges

Name	City	State	Rank
Hindu College	Delhi	Delhi	1
Miranda House	Delhi	Delhi	2
St. Stephens's College	Delhi	Delhi	3
Rama Krishna Mission Vivekananda Centenary College	Kolkata	West Bengal	3
Atma Ram Sanatan Dharm College	New Delhi	Delhi	5
St. Xavier`s College	Kolkata	West Bengal	6
PSGR Krishnammal College for Women	Coimbatore	Tamil Nadu	7
Loyola College	Chennai	Tamil Nadu	8
Kirori Mal College	Delhi	Delhi	9
Lady Shri Ram College for Women	New Delhi	Delhi	10
PSG College of Arts and Science	Coimbatore	Tamil Nadu	11
Hans Raj College	Delhi	Delhi	12
Presidency College	Chennai	Tamil Nadu	13
Madras Christian College	Chennai	Tamil Nadu	14
Thiagarajar College	Madurai	Tamil Nadu	15
Deshbandhu College	New Delhi	Delhi	16
Ramakrishna Mission Vidyamandira	Howrah	West Bengal	17
Acharya Narendra Dev College	New Delhi	Delhi	18
Shri Ram College of Commerce	Delhi	Delhi	19
Rajagiri College of Social Sciences	Ernakulam	Kerala	20
Sri Venkateswara College	Delhi	Delhi	21
University College, Thiruvananthapuram	Thiruvananthapuram	Kerala	22
Lady Irwin College	Delhi	Delhi	23
Ramakrishna Mission Residential College	Kolkata	West Bengal	24
St. Joseph's College, Tiruchirappalli	Tiruchirappalli	Tamil Nadu	25
Deen Dayal Upadhyaya College	New Delhi	Delhi	26
Bhaskaracharya College of Applied Sciences	New Delhi	Delhi	27
V. O. Chidambaram College	Thoothukudi	Tamil Nadu	28
Maitreyi College	New Delhi	Delhi	29
Stella Maris College for Women	Chennai	Tamil Nadu	30
Gargi College	Delhi	Delhi	31
Midnapore College	Midnapore	West Bengal	32
Bishop Heber College	Tiruchirappalli	Tamil Nadu	33
Dyal Singh College	New Delhi	Delhi	34
Pachhunga University College	Aizawl	Mizoram	35
St. Xavier's College, Palayamkottai	Palayamkottai	Tamil Nadu	36
Sri Krishna Arts and Science College	Coimbatore	Tamil Nadu	37
Shaheed Rajguru College of Applied Sciences for Women	Delhi	Delhi	38

Name	City	State	Rank
Sri Guru Gobind Singh College of Commerce	Delhi	Delhi	39
Jesus & Mary College	New Delhi	Delhi	39
Holy Cross College, Tiruchirappalli	Tiruchirappalli	Tamil Nadu	41
Nesamony Memorial Christian College	Marthandam	Tamil Nadu	42
Kamala Nehru College	Delhi	Delhi	43
Dhanalakshmi Srinivasan College of Arts and Science for Women	Perambalur	Tamil Nadu	44
Fergusson College (Autonomous)	Pune	Maharashtra	45
St. Teresa's College, Ernakulam	Ernakulam	Kerala	46
Sacred Heart College (Autonomous)	Tirupattur	Tamil Nadu	47
Sacred Heart College	Kochi	Kerala	48
Govt. College for Women	Thiruvananthapuram	Kerala	49
Shivaji College	Delhi	Delhi	49
Govt Home Science College	Chandigarh	Chandigarh	51
Kongunadu Arts and Science College	Coimbatore	Tamil Nadu	52
Maharaja's College	Ernakulam	Kerala	53
The American College	Madurai	Tamil Nadu	54
St. Joseph's College of Commerce	Bengaluru	Karnataka	55
Sri Ramakrishna College of Arts and Science	Coimbatore	Tamil Nadu	56
St. Thomas College	Thrissur	Kerala	57
St. Aloysius College	Mangaluru	Karnataka	58
Jamal Mohamed College	Tiruchirappalli	Tamil Nadu	59
Kristu Jayanti College	Bengaluru	Karnataka	60
St. Joseph's College, Devagiri	Kozhikode	Kerala	61
Bishop Moore College	Alappuzha	Kerala	62
Ayya Nadar Janaki Ammal College	Sivakasi	Tamil Nadu	63
Government Institute of Science	Nagpur	Maharashtra	64
Ramanujan College	New Delhi	Delhi	65
Mar Ivanios College	Thiruvananthapuram	Kerala	66
Government Arts College	Coimbatore	Tamil Nadu	67
Women's Christian College	Chennai	Tamil Nadu	67
S.B. College, Changanassery	Kottayam	Kerala	69
Goswami Ganesh Dutta S.D. College	Chandigarh	Chandigarh	70
Queen Mary's College	Chennai	Tamil Nadu	71
Daulat Ram College	Delhi	Delhi	72
Madras School of Social Work	Chennai	Tamil Nadu	73
Mar Athanasius College	Kothamangalam	Kerala	74
Dr. N. G. P. Arts and Science College	Coimbatore	Tamil Nadu	75
Alagappa Government Arts College	Karaikudi	Tamil Nadu	76
Kanchi Mamunivar Govt. Institute for Postgraduate Studies and Research	Puducherry	Pondicherry	77

Name	City	State	Rank
A. P. C. Mahalaxmi College for Women	Thoothukkudi	Tamil Nadu	78
Ethiraj College for Women	Chennai	Tamil Nadu	79
Vimala College, Thrissur	Thrissur	Kerala	80
S S Jain Subodh P G College	Jaipur	Rajasthan	81
National College	Tiruchirappalli	Tamil Nadu	82
Sri Ramakrishna Mission Vidyalaya College of Arts and Science	Coimbatore	Tamil Nadu	82
Government Victoria College	Palakkad	Kerala	84
St. Joseph's College	Thrissur	Kerala	85
Maharaja Agrasen College	Delhi	Delhi	86
M S Ramaiah College of Arts, Science, and Commerce	Bengaluru	Karnataka	87
Scottish Church College	Kolkata	West Bengal	88
St. Xavier's College	Mumbai	Maharashtra	89
Guru Nanak College	Chennai	Tamil Nadu	89
Bethune College	Kolkata	West Bengal	91
CMS College Kottayam	Kottayam	Kerala	92
Keshav Mahavidyalya	Delhi	Delhi	93
Dr. S. N. S. Rajalakshmi College of Arts and Science	Coimbatore	Tamil Nadu	94
Virudhunagar Hindu Nadars Senthikumara Nadar College	Virudhunagar	Tamil Nadu	95
Government Arts College	Kumbakonam	Tamil Nadu	96
Delhi College of Arts and Commerce	South West	Delhi	97
Sadakathullah Appa College	Tirunelveli	Tamil Nadu	98
Shri Shivaji Science College	Amravati	Maharashtra	99
Scott Christian College	Nagercoil	Tamil Nadu	100

9.7 India Rankings 2024: Top 50 Research Institutions

Name	City	State	Rank
Indian Institute of Science, Bengaluru	Bengaluru	Karnataka	1
Indian Institute of Technology Madras	Chennai	Tamil Nadu	2
Indian Institute of Technology Delhi	New Delhi	Delhi	3
Indian Institute of Technology Bombay	Mumbai	Maharashtra	4
Indian Institute of Technology Kharagpur	Kharagpur	West Bengal	5
Homi Bhabha National Institute	Mumbai	Maharashtra	6
Indian Institute of Technology Kanpur	Kanpur	Uttar Pradesh	7
All India Institute of Medical Sciences Delhi	New Delhi	Delhi	8
Indian Institute of Technology Roorkee	Roorkee	Uttarakhand	9
Indian Institute of Technology Guwahati	Guwahati	Assam	10
Academy of Scientific and Innovative Research	Ghaziabad	Uttar Pradesh	11
Tata Institute of Fundamental Research	Mumbai	Maharashtra	12
Vellore Institute of Technology	Vellore	Tamil Nadu	13
University of Delhi	Delhi	Delhi	14
Indian Institute of Technology Hyderabad	Hyderabad	Telangana	15
Banaras Hindu University	Varanasi	Uttar Pradesh	16
Anna University	Chennai	Tamil Nadu	17
Jawaharlal Nehru University	New Delhi	Delhi	18
Jamia Millia Islamia	New Delhi	Delhi	19
Saveetha Institute of Medical and Technical Sciences	Chennai	Tamil Nadu	20
Jadavpur University	Kolkata	West Bengal	21
Indian Institute of Technology (Indian School of Mines)	Dhanbad	Jharkhand	22
Manipal Academy of Higher Education, Manipal	Manipal	Karnataka	23
S. R. M. Institute of Science and Technology	Chennai	Tamil Nadu	24
Aligarh Muslim University	Aligarh	Uttar Pradesh	25
Birla Institute of Technology and Science, Pilani	Pilani	Rajasthan	26
Indian Institute of Technology Indore	Indore	Madhya Pradesh	27
University of Hyderabad	Hyderabad	Telangana	28
Indian Institute of Science Education and Research Pune	Pune	Maharashtra	29
National Institute of Technology Rourkela	Rourkela	Odisha	30
National Institute of Technology Tiruchirappalli	Tiruchirappalli	Tamil Nadu	31
Indian Institute of Technology Gandhinagar	Gandhinagar	Gujarat	32
Amrita Vishwa Vidyapeetham	Coimbatore	Tamil Nadu	33
Jawaharlal Nehru Centre for Advanced Scientific Research	Bengaluru	Karnataka	34
Panjab University	Chandigarh	Chandigarh	35
Calcutta University	Kolkata	West Bengal	36
Indian Agricultural Research Institute	New Delhi	Delhi	37
Indian Institute of Science Education and Research Kolkata	Mohanpur	West Bengal	38

Name	City	State	Rank
Thapar Institute of Engineering and Technology (Deemed-to-be-university)	Patiala	Punjab	39
Institute of Chemical Technology	Mumbai	Maharashtra	40
Bharathiar University	Coimbatore	Tamil Nadu	41
National Institute of Technology Karnataka, Surathkal	Surathkal	Karnataka	42
National Institute of Mental Health and Neuro Sciences, Bangalore	Bengaluru	Karnataka	43
Lovely Professional University	Phagwara	Punjab	44
Indian Institute of Technology Ropar	Rupnagar	Punjab	45
Kalinga Institute of Industrial Technology	Bhubaneswar	Odisha	46
Amity University	Gautam Budh Nagar	Uttar Pradesh	47
Bharathidasan University	Tiruchirappalli	Tamil Nadu	48
Indian Institute of Science Education and Research, Mohali	Mohali	Punjab	49
Siksha `O` Anusandhan	Bhubaneswar	Odisha	50

9.8 India Rankings 2024: Top 10 Innovation Institutions

Name	City	State	Rank
Indian Institute of Technology Bombay	Mumbai	Maharashtra	1
Indian Institute of Technology Madras	Chennai	Tamil Nadu	2
Indian Institute of Technology Hyderabad	Hyderabad	Telangana	3
Indian Institute of Science, Bengaluru	Bengaluru	Karnataka	4
Indian Institute of Technology Kanpur	Kanpur	Uttar Pradesh	5
Indian Institute of Technology Roorkee	Roorkee	Uttarakhand	6
Indian Institute of Technology Delhi	New Delhi	Delhi	7
Indian Institute of Technology Mandi	Mandi	Himachal Pradesh	8
Indian Institute of Technology Kharagpur	Kharagpur	West Bengal	9
Anna University	Chennai	Tamil Nadu	10

9.9 India Rankings 2024: Top 100 in Engineering

Name	City	State	Rank
Indian Institute of Technology Madras	Chennai	Tamil Nadu	1
Indian Institute of Technology Delhi	New Delhi	Delhi	2
Indian Institute of Technology Bombay	Mumbai	Maharashtra	3
Indian Institute of Technology Kanpur	Kanpur	Uttar Pradesh	4
Indian Institute of Technology Kharagpur	Kharagpur	West Bengal	5
Indian Institute of Technology Roorkee	Roorkee	Uttarakhand	6
Indian Institute of Technology Guwahati	Guwahati	Assam	7
Indian Institute of Technology Hyderabad	Hyderabad	Telangana	8
National Institute of Technology Tiruchirappalli	Tiruchirappalli	Tamil Nadu	9
Indian Institute of Technology (Banaras Hindu University) Varanasi	Varanasi	Uttar Pradesh	10
Vellore Institute of Technology	Vellore	Tamil Nadu	11
Jadavpur University	Kolkata	West Bengal	12
S. R. M. Institute of Science and Technology	Chennai	Tamil Nadu	13
Anna University	Chennai	Tamil Nadu	14
Indian Institute of Technology (Indian School of Mines)	Dhanbad	Jharkhand	15
Indian Institute of Technology Indore	Indore	Madhya Pradesh	16
National Institute of Technology Karnataka, Surathkal	Surathkal	Karnataka	17
Indian Institute of Technology Gandhinagar	Gandhinagar	Gujarat	18
National Institute of Technology Rourkela	Rourkela	Odisha	19
Birla Institute of Technology and Science, Pilani	Pilani	Rajasthan	20
National Institute of Technology Warangal	Warangal	Telangana	21
Indian Institute of Technology Ropar	Rupnagar	Punjab	22
Amrita Vishwa Vidyapeetham	Coimbatore	Tamil Nadu	23
Jamia Millia Islamia	New Delhi	Delhi	24
National Institute of Technology Calicut	Kozhikode	Kerala	25
Siksha `O` Anusandhan	Bhubaneswar	Odisha	26
Delhi Technological University	New Delhi	Delhi	27
Indian Institute of Technology Jodhpur	Jodhpur	Rajasthan	28
Thapar Institute of Engineering and Technology (Deemed-to-be-university)	Patiala	Punjab	29
Amity University	Gautam Budh Nagar	Uttar Pradesh	30
Indian Institute of Technology Mandi	Mandi	Himachal Pradesh	31
Chandigarh University	Mohali	Punjab	32
Aligarh Muslim University	Aligarh	Uttar Pradesh	33
Indian Institute of Technology Patna	Patna	Bihar	34
Koneru Lakshmaiah Education Foundation University (K L College of Engineering)	Vaddeswaram	Andhra Pradesh	35
Kalasalngam Academy of Research and Education	Srivilliputhur	Tamil Nadu	36

Name	City	State	Rank
Kalinga Institute of Industrial Technology	Bhubaneswar	Odisha	37
Shanmugha Arts Science Technology and Research Academy	Thanjavur	Tamil Nadu	38
Visvesvaraya National Institute of Technology Nagpur	Nagpur	Maharashtra	39
National Institute of Technology Silchar	Silchar	Assam	40
Institute of Chemical Technology	Mumbai	Maharashtra	41
UPES	Dehradun	Uttarakhand	42
Malaviya National Institute of Technology	Jaipur	Rajasthan	43
National Institute of Technology Durgapur	Durgapur	West Bengal	44
National Institute of Technology Delhi	Delhi	Delhi	45
Sri Sivasubramaniya Nadar College of Engineering	Kalavakkam	Tamil Nadu	46
International Institute of Information Technology Hyderabad	Hyderabad	Telangana	47
Birla Institute of Technology	Ranchi	Jharkhand	48
Indian Institute of Engineering Science and Technology, Shibpur	Howrah	West Bengal	49
Lovely Professional University	Phagwara	Punjab	50
Indian Institute of Space Science and Technology	Thiruvananthapuram	Kerala	51
Graphic Era University	Dehradun	Uttarakhand	52
Saveetha Institute of Medical and Technical Sciences	Chennai	Tamil Nadu	53
Indian Institute of Technology Bhubaneswar	Bhubaneswar	Odisha	54
National Institute of Technology Patna	Patna	Bihar	55
Manipal Institute of Technology	Manipal	Karnataka	56
Netaji Subhas University of Technology (NSUT)	Delhi	Delhi	57
Dr. B R Ambedkar National Institute of Technology Jalandhar	Jalandhar	Punjab	58
Sardar Vallabhbhai National Institute of Technology	SURAT	Gujarat	59
Motilal Nehru National Institute of Technology	Prayagraj	Uttar Pradesh	60
Indian Institute of Technology Tirupati	Yerpedu	Andhra Pradesh	61
Indian Institute of Technology Jammu	Jammu	Jammu and Kashmir	62
Defence Institute of Advanced Technology	Pune	Maharashtra	63
Manipal University Jaipur	Jaipur	Rajasthan	64
Indian Institute of Technology Palakkad	Palakkad	Kerala	64
Sathyabama Institute of Science and Technology	Chennai	Tamil Nadu	66
PSG College of Technology	Coimbatore	Tamil Nadu	67
National Institute of Technology Meghalaya	Shillong	Meghalaya	68
Visvesvaraya Technological University	Belgaum	Karnataka	69
University of Hyderabad	Hyderabad	Telangana	70
National Institute of Technology Raipur	Raipur	Chhattisgarh	71
Maulana Azad National Institute of Technology	Bhopal	Madhya Pradesh	72
Indian Institute of Technology Bhilai	Raipur	Chhattisgarh	73
International Institute of Information Technology Bangalore	Bengaluru	Karnataka	74
M. S. Ramaiah Institute of Technology	Bengaluru	Karnataka	75

Name	City	State	Rank
Sant Longowal Institute of Engineering and Technology	Longowal	Punjab	76
COEP Technological University	Pune	Maharashtra	77
Banasthali Vidyapith	Banasthali	Rajasthan	78
National Institute of Technology Srinagar	Srinagar	Jammu and Kashmir	79
Rajiv Gandhi Institute of Petroleum Technology	Amethi	Uttar Pradesh	80
National Institute of Technology Kurukshetra	Kurukshetra	Haryana	81
National Institute of Technology Agartala	Agratala	Tripura	82
Sri Krishna College of Engineering and Technology	Coimbatore	Tamil Nadu	83
Madan Mohan Malaviya University of Technology	Gorakhpur	Uttar Pradesh	84
Indraprastha Institute of Information Technology	New Delhi	Delhi	85
Vel Tech Rangarajan Dr. Sagunthala R & D Institute of Science and Technology	Chennai	Tamil Nadu	86
Indian Institute of Information Technology Allahabad	Prayagraj	Uttar Pradesh	87
Jawaharlal Nehru Technological University	Hyderabad	Telangana	88
Guru Gobind Singh Indraprastha University	New Delhi	Delhi	89
AU College of Engineering (A)	Visakhapatnam	Andhra Pradesh	90
Vignan's Foundation for Science, Technology and Research	Guntur	Andhra Pradesh	91
Shoolini University of Biotechnology and Management Sciences	Solan	Himachal Pradesh	92
Christ University	Bengaluru	Karnataka	93
Chitkara University	Rajpura	Punjab	94
Jain University, Bangalore	Bengaluru	Karnataka	95
C.V. Raman Global University, Odisha	Bhubaneswar	Odisha	96
National Institute of Technology Puducherry	Karaikal	Pondicherry	97
SR University	Warangal	Telangana	98
R. V. College of Engineering	Bengaluru	Karnataka	99
Siddaganga Institute of Technology	Tumkur	Karnataka	100

9.10 India Rankings 2024: Top 100 in Management

Name	City	State	Rank
Indian Institute of Management Ahmedabad	Ahmedabad	Gujarat	1
Indian Institute of Management Bangalore	Bengaluru	Karnataka	2
Indian Institute of Management Kozhikode	Kozhikode	Kerala	3
Indian Institute of Technology Delhi	New Delhi	Delhi	4
Indian Institute of Management Calcutta	Kolkata	West Bengal	5
Indian Institute of Management Mumbai	Mumbai	Maharashtra	6
Indian Institute of Management Lucknow	Lucknow	Uttar Pradesh	7
Indian Institute of Management Indore	Indore	Madhya Pradesh	8
XLRI - Xavier School of Management	Jamshedpur	Jharkhand	9
Indian Institute of Technology Bombay	Mumbai	Maharashtra	10
Management Development Institute	Gurugram	Haryana	11
Indian Institute of Management Rohtak	Rohtak	Haryana	12
Symbiosis Institute of Business Management	Pune	Maharashtra	13
Indian Institute of Management Raipur	Raipur	Chhattisgarh	14
Indian Institute of Foreign Trade	New Delhi	Delhi	15
Indian Institute of Technology Madras	Chennai	Tamil Nadu	16
Indian Institute of Management Ranchi	Ranchi	Jharkhand	17
Indian Institute of Technology Roorkee	Roorkee	Uttarakhand	18
Indian Institute of Technology Kharagpur	Kharagpur	West Bengal	19
SVKM's Narsee Monjee Institute of Management Studies	Mumbai	Maharashtra	20
S. P. Jain Institute of Management and Research	Mumbai	Maharashtra	20
Indian Institute of Management Udaipur	Udaipur	Rajasthan	22
Indian Institute of Management Kashipur	Kashipur	Uttarakhand	23
Indian Institute of Management Shillong	Shillong	Meghalaya	24
Jamia Millia Islamia	New Delhi	Delhi	25
Indian Institute of Management Visakhapatnam	Visakhapatnam	Andhra Pradesh	26
Indian Institute of Management Tiruchirappalli	Tiruchirappalli	Tamil Nadu	27
Amrita Vishwa Vidyapeetham	Coimbatore	Tamil Nadu	28
Indian Institute of Technology Kanpur	Kanpur	Uttar Pradesh	29
Amity University	Gautam Budh Nagar	Uttar Pradesh	29
Indian Institute of Management Nagpur	Nagpur	Maharashtra	31
MICA	Ahmedabad	Gujarat	32
Indian Institute of Management Bodh Gaya	Gaya	Bihar	33
Great Lakes Institute of Management	Chennai	Tamil Nadu	34
Institute of Management Technology	Ghaziabad	Uttar Pradesh	35
Chandigarh University	Mohali	Punjab	36

Name	City	State	Rank
Goa Institute of Management	Sanquelim	Goa	37
Lovely Professional University	Phagwara	Punjab	38
ICFAI Foundation for Higher Education, Hyderabad	Hyderabad	Telangana	39
International Management Institute	New Delhi	Delhi	40
UPES	Dehradun	Uttarakhand	41
Indian Institute of Management Jammu (IIMJ)	Jammu	Jammu and Kashmir	42
XIM University	Bhubaneswar	Odisha	43
Thapar Institute of Engineering and Technology (Deemed-to-be-university)	Patiala	Punjab	44
Jaipuria Institute of Management	Noida	Uttar Pradesh	45
Indian Institute of Technology (Indian School of Mines) Dhanbad	Dhanbad	Jharkhand	46
Indian Institute of Management Amritsar	Amritsar	Punjab	47
Banaras Hindu University	Varanasi	Uttar Pradesh	48
Institute of Rural Management Anand (IRMA)	Anand	Gujarat	49
Indian Institute of Management Sambalpur	Sambalpur	Odisha	50
National Institute of Technology Tiruchirappalli	Tiruchirappalli	Tamil Nadu	51
Great Lakes Institute of Management	Gurgaon	Haryana	52
Fore School of Management	New Delhi	Delhi	53
Chitkara University	Rajpura	Punjab	54
Nirma University	Ahmedabad	Gujarat	55
International Management Institute Kolkata	Kolkata	West Bengal	56
Indian Institute of Management Sirmaur	Sirmaur	Himachal Pradesh	57
T. A. Pai Management Institute, Manipal	Manipal	Karnataka	58
Graphic Era University	Dehradun	Uttarakhand	59
Christ University	Bengaluru	Karnataka	60
International Management Institute, Bhubaneswar	Bhubaneswar	Odisha	61
Siksha `O` Anusandhan	Bhubaneswar	Odisha	62
K J Somaiya Institute of Management Studies and Research	Mumbai	Maharashtra	63
Birla Institute of Management Technology	Greater Noida	Uttar Pradesh	64
Guru Gobind Singh Indraprastha University	New Delhi	Delhi	65
Loyola Institute of Business Administration	Chennai	Tamil Nadu	66
Kalinga Institute of Industrial Technology	Bhubaneswar	Odisha	67
Malaviya National Institute of Technology	Jaipur	Rajasthan	68
Anna University	Chennai	Tamil Nadu	69
Aligarh Muslim University	Aligarh	Uttar Pradesh	70
Alliance University	Bengaluru	Karnataka	71
Jaipuria Institute of Management, Lucknow	Lucknow	Uttar Pradesh	72
Manipal University Jaipur	Jaipur	Rajasthan	73
Saveetha Institute of Medical and Technical Sciences	Chennai	Tamil Nadu	74

Name	City	State	Rank
Jaipuria Institute of Management	Jaipur	Rajasthan	75
National Institute of Technology Calicut	Kozhikode	Kerala	76
Jain University, Bangalore	Bengaluru	Karnataka	77
Jamia Hamdard	New Delhi	Delhi	78
Koneru Lakshmaiah Education Foundation University (K L College of Engineering)	Vaddeswaram	Andhra Pradesh	79
PSG College of Technology	Coimbatore	Tamil Nadu	80
Cochin University of Science and Technology	Cochin	Kerala	81
Thiagarajar School of Management	Madurai	Tamil Nadu	82
BML Munjal University	Gurgaon	Haryana	83
Prin. L. N. Welingkar Institute of Management Development and Research (PGDM)	Mumbai	Maharashtra	84
Atal Bihari Vajpayee Indian Institute of Information Technology and Management	Gwalior	Madhya Pradesh	85
Babasaheb Bhimrao Ambedkar University	Lucknow	Uttar Pradesh	86
Jagan Institute of Management Studies Technical Campus	Delhi	Delhi	87
New Delhi Institute of Management	Delhi	Delhi	88
Pandit Deendayal Energy University	Gandhinagar	Gujarat	89
Birla Institute of Technology	Ranchi	Jharkhand	90
National Institute of Bank Management	Pune	Maharashtra	91
Panjab University	Chandigarh	Chandigarh	92
Rajagiri Business School	Cochin	Kerala	93
Bharathidasan Institute of Management	Tiruchirappalli	Tamil Nadu	94
Tezpur University	Tezpur	Assam	95
National Institute of Agricultural Extension Management	Hyderabad	Telangana	96
Institute of Management Technology	Hyderabad	Telangana	97
Galgotias University	Gautam Budh Nagar	Uttar Pradesh	98
Krea University	Sri City	Andhra Pradesh	99
National Institute of Technology Warangal	Warangal	Telangana	100

9.11 India Rankings 2024: Top 100 in Pharmacy

Name	City	State	Rank
Jamia Hamdard	New Delhi	Delhi	1
National Institute of Pharmaceutical Education and Research Hyderabad	Hyderabad	Telangana	2
Birla Institute of Technology and Science, Pilani	Pilani	Rajasthan	3
JSS College of Pharmacy	Ooty	Tamil Nadu	4
Institute of Chemical Technology	Mumbai	Maharashtra	5
JSS College of Pharmacy	Mysore	Karnataka	6
Panjab University	Chandigarh	Chandigarh	7
Manipal College of Pharmaceutical Sciences, Manipal	Udupi	Karnataka	8
National Institute of Pharmaceutical Education and Research Mohali	Mohali	Punjab	9
SVKM's Narsee Monjee Institute of Management Studies	Mumbai	Maharashtra	10
S. R. M. Institute of Science and Technology	Chennai	Tamil Nadu	11
National Institute of Pharmaceutical Education and Research Guwahati	Guwahati	Assam	12
Amrita Vishwa Vidyapeetham	Coimbatore	Tamil Nadu	13
National Institute of Pharmaceutical Education and Research Raebareli	Lucknow	Uttar Pradesh	14
National Institute of Pharmaceutical Education and Research Ahmedabad	Gandhinagar	Gujarat	15
Lovely Professional University	Phagwara	Punjab	16
Delhi Pharmaceutical Sciences and Research University	Delhi	Delhi	17
Jadavpur University	Kolkata	West Bengal	18
Chitkara University	Rajpura	Punjab	19
Chandigarh University	Mohali	Punjab	20
Babasaheb Bhimrao Ambedkar University	Lucknow	Uttar Pradesh	21
Amity University	Gautam Budh Nagar	Uttar Pradesh	22
Central University of Punjab	Bathinda	Punjab	23
National Institute of Pharmaceutical Education and Research Kolkata	Kolkata	West Bengal	24
I. S. F. College of Pharmacy	Moga	Punjab	25
Maharishi Markandeshwar (Deemed to be University)	Ambala	Haryana	26
Annamalai University	Annamalainagar	Tamil Nadu	27
Banasthali Vidyapith	Banasthali	Rajasthan	28
Central University of Rajasthan	Kishangarh	Rajasthan	29
Shoolini University of Biotechnology and Management Sciences	Solan	Himachal Pradesh	30
Sri Ramachandra Institute of Higher Education and Research	Chennai	Tamil Nadu	31
Birla Institute of Technology	Ranchi	Jharkhand	32
National Institute Of Pharmaceutical Education And Research Hajipur	Hajipur	Bihar	33
AU College of Pharmaceutical Sciences, Andhra University	Visakhapatnam	Andhra Pradesh	34
Poona College of Pharmacy	Pune	Maharashtra	35
Dr D Y Patil Institute of Pharmaceutical Sciences and Research	Pune	Maharashtra	36
Nirma University	Ahmedabad	Gujarat	37

Name	City	State	Rank
Maharshi Dayanand University	Rohtak	Haryana	38
SVKM's Dr. Bhanuben Nanavati College of Pharmacy	Mumbai	Maharashtra	39
Noida Institute of Engineering and Technology (Pharmacy Institute)	Greater Noida	Uttar Pradesh	40
N.G.S.M. Institute of Pharmaceutical Sciences	Mangaluru	Karnataka	41
KLE College of Pharmacy, Belgaum	Belgaum	Karnataka	42
Dibrugarh University	Dibrugarh	Assam	43
Maharaja Sayajirao University of Baroda	Vadodara	Gujarat	44
Integral University	Lucknow	Uttar Pradesh	45
Punjabi University	Patiala	Punjab	46
Parul University	Vadodara	Gujarat	47
Gandhi Institute of Technology and Management	Visakhapatnam	Andhra Pradesh	48
Suresh Gyan Vihar University	Jaipur	Rajasthan	49
Galgotias University	Gautam Budh Nagar	Uttar Pradesh	50
Rashtrasant Tukadoji Maharaj Nagpur University	Nagpur	Maharashtra	51
L. M. College of Pharmacy	Ahmedabad	Gujarat	52
G. L. A. University	Mathura	Uttar Pradesh	53
Guru Ghasidas Vishwavidyalaya	Bilaspur	Chhattisgarh	54
Guru Jambheshwar University of Science and Technology	Hisar	Haryana	55
R. C. Patel Institute of Pharmaceutical Education and Research	Shirpur	Maharashtra	56
Amar Shaheed Baba Ajit Singh Jujhar Singh Memorial College	Bela	Punjab	57
PSG College of Pharmacy	Coimbatore	Tamil Nadu	58
Mohan Lal Sukhadia University	Udaipur	Rajasthan	59
Sri Padmavathi Mahila Visvavidyalayam	Tirupati	Andhra Pradesh	60
Smt. Kishoritai Bhoyar College of Pharmacy	Nagpur	Maharashtra	61
Kumaun University, Nainital	Nainital	Uttarakhand	62
Acharya Nagarjuna University College of Pharmaceutical Sciences	Guntur	Andhra Pradesh	63
Vels Institute of Science Technology and Advanced Studies (VISTAS)	Chennai	Tamil Nadu	64
Nandha College of Pharmacy	Erode	Tamil Nadu	65
Chandigarh College of Pharmacy	Landran	Punjab	66
Krishna Vishwa Vidyapeeth, Karad	Karad	Maharashtra	67
M. S. Ramaiah University of Applied Sciences	Bengaluru	Karnataka	68
Sharda University	Greater Noida	Uttar Pradesh	69
Gujarat Technological University	Ahmedabad	Gujarat	70
Anurag University	Hyderabad	Telangana	71
Dr. Vishwanath Karad MIT World Peace University	Pune	Maharashtra	72
Bombay College of Pharmacy	Mumbai	Maharashtra	73
Guru Nanak Institute of Pharmaceutical Science and Technology	Kolkata	West Bengal	74
Bundelkhand University	Jhansi	Uttar Pradesh	74
Y. B. Chavan College of Pharmacy	Aurangabad	Maharashtra	76

Name	City	State	Rank
KIET Group of Institutions: School of Pharmacy	Ghaziabad	Uttar Pradesh	77
College of Pharmacy, Madras Medical College	Chennai	Tamil Nadu	78
Sri Venkateswara College of Pharmacy	Chittoor	Andhra Pradesh	79
Bharati Vidyapeeth College of Pharmacy	Kolhapur	Maharashtra	80
DIT University	Dehradun	Uttarakhand	81
Arulmigu Kalasalingam College of Pharmacy	Srivilliputtur	Tamil Nadu	82
Sri Adichunchanagiri College of Pharmacy	B G Nagar	Karnataka	83
B. S. Abdur Rahman Crescent Institute of Science and Technology	Chennai	Tamil Nadu	84
Sam Higginbottom Institute of Agriculture, Technology and Sciences	Prayagraj	Uttar Pradesh	85
Acharya & B M Reddy College of Pharmacy	Bengaluru	Karnataka	86
Vishnu Institute of Pharmaceutical Education and Research	Narsapur	Telangana	87
Kakatiya University	Warangal	Telangana	88
Vinayaka Mission's Research Foundation	Salem	Tamil Nadu	89
Ramanbhai Patel College of Pharmacy	Anand	Gujarat	90
Uka Tarsadia University, Bardoli	Bardoli	Gujarat	91
Shri Vishnu College of Pharmacy	Bhimavaram	Andhra Pradesh	92
Goa College of Pharmacy	Panaji	Goa	93
Dr. B. C. Roy College of Pharmacy and Allied Health Sciences	Durgapur	West Bengal	94
CMR College of Pharmacy	Rangareddy	Telangana	95
P. E. Society's Modern College of Pharmacy	Pune	Maharashtra	96
Principal K.M. Kundnani College of Pharmacy	Mumbai	Maharashtra	97
Krupanidhi College of Pharmacy	Bengaluru	Karnataka	98
AISSMS College of Pharmacy	Pune	Maharashtra	99
College of Pharmacy, Pandit Bhagwat Dayal Sharma University of Health Sciences	Rohtak	Haryana	100

9.12 India Rankings 2024: Top 40 in Architecture & Planning

Name	City	State	Rank
Indian Institute of Technology Roorkee	Roorkee	Uttarakhand	1
Indian Institute of Technology Kharagpur	Kharagpur	West Bengal	2
National Institute of Technology Calicut	Kozhikode	Kerala	3
Indian Institute of Engineering Science and Technology, Shibpur	Howrah	West Bengal	4
School of Planning and Architecture New Delhi	New Delhi	Delhi	5
Centre for Environmental Planning and Technology University	Ahmedabad	Gujarat	6
Jamia Millia Islamia	New Delhi	Delhi	7
National Institute of Technology Tiruchirappalli	Tiruchirappalli	Tamil Nadu	8
National Institute of Technology Rourkela	Rourkela	Odisha	9
Visvesvaraya National Institute of Technology Nagpur	Nagpur	Maharashtra	10
S.R.M. Institute of Science and Technology	Chennai	Tamil Nadu	11
School of Planning and Architecture Bhopal	Bhopal	Madhya Pradesh	12
Chandigarh University	Mohali	Punjab	13
Aligarh Muslim University	Aligarh	Uttar Pradesh	14
Malaviya National Institute of Technology	Jaipur	Rajasthan	15
School of Planning and Architecture Vijayawada	Vijayawada	Andhra Pradesh	16
Maulana Azad National Institute of Technology	Bhopal	Madhya Pradesh	17
College of Engineering, Trivandrum	Thiruvananthapuram	Kerala	18
Nirma University	Ahmedabad	Gujarat	19
Birla Institute of Technology	Ranchi	Jharkhand	20
M. S. Ramaiah Institute of Technology	Bengaluru	Karnataka	21
Dr. M. G. R. Educational and Research Institute	Chennai	Tamil Nadu	22
BMS College of Architecture	Bengaluru	Karnataka	23
Lovely Professional University	Phagwara	Punjab	24
Thiagarajar College of Engineering	Madurai	Tamil Nadu	25
Amity University	Kolkata	West Bengal	25
National Institute of Technology Patna	Patna	Bihar	27
Manipal School of Architecture and Planning, MAHE	Udupi	Karnataka	28
Guru Gobind Singh Indraprastha University	New Delhi	Delhi	29
Chandigarh College of Architecture	Chandigarh	Chandigarh	30
Shri Mata Vaishno Devi University	Katra	Jammu and Kashmir	31
National Institute of Technology Hamirpur	Hamirpur	Himachal Pradesh	32
Manipal University, Jaipur	Jaipur	Rajasthan	33
Anna University	Chennai	Tamil Nadu	34
Chitkara University	Rajpura	Punjab	35
National Institute of Technology Raipur	Raipur	Chhattisgarh	36
Anant National University	Ahmedabad	Gujarat	37
BMS School of Architecture, Yelahanka	Bengaluru	Karnataka	38
Gandhi Institute of Technology and Management	Visakhapatnam	Andhra Pradesh	39
B. S. Abdur Rahman Crescent Institute of Science and Technology	Chennai	Tamil Nadu	40

9.13 India Rankings 2024: Top 40 in Law

Name	City	State	Rank
National Law School of India University	Bengaluru	Karnataka	1
National Law University	New Delhi	Delhi	2
Nalsar University of Law	Hyderabad	Telangana	3
The West Bengal National University of Juridical Sciences	Kolkata	West Bengal	4
Symbiosis Law School	Pune	Maharashtra	5
Jamia Millia Islamia	New Delhi	Delhi	6
Indian Institute of Technology Kharagpur	Kharagpur	West Bengal	7
Gujarat National Law University	Gandhinagar	Gujarat	8
Siksha `O` Anusandhan	Bhubaneswar	Odisha	9
Babasaheb Bhimrao Ambedkar University	Lucknow	Uttar Pradesh	10
Kalinga Institute of Industrial Technology	Bhubaneswar	Odisha	11
Aligarh Muslim University	Aligarh	Uttar Pradesh	12
Saveetha Institute of Medical and Technical Sciences	Chennai	Tamil Nadu	13
Shanmugha Arts Science Technology and Research Academy	Thanjavur	Tamil Nadu	14
Christ University	Bengaluru	Karnataka	15
Dr. B. R. Ambedkar College of Law	Visakhapatnam	Andhra Pradesh	16
Guru Gobind Singh Indraprastha University	New Delhi	Delhi	17
Alliance University	Bengaluru	Karnataka	18
Lovely Professional University	Phagwara	Punjab	19
Dr. Ram Manohar Lohiya National Law University	Lucknow	Uttar Pradesh	20
National Law Institute University, Bhopal	Bhopal	Madhya Pradesh	21
National University of Study and Research in Law	Ranchi	Jharkhand	22
University of Lucknow	Lucknow	Uttar Pradesh	23
The Rajiv Gandhi National University of Law	Patiala	Punjab	24
Banaras Hindu University	Varanasi	Uttar Pradesh	25
National Law University, Cuttack	Cuttack	Odisha	26
National Law University and Judicial Academy	Kamrup	Assam	27
UPES	Dehradun	Uttarakhand	28
Manipal University, Jaipur	Jaipur	Rajasthan	29
Army Institute of Law	Mohali	Punjab	30
Chanakya National Law University	Patna	Bihar	31
Maharashtra National Law University Mumbai	Mumbai	Maharashtra	31
Amity University Haryana, Gurgaon	Gurugram, Haryana	Haryana	33
Maharashtra National Law University, Nagpur	Nagpur	Maharashtra	34
Indian Law Institute	New Delhi	Delhi	35
ICFAI Foundation for Higher Education, Hyderabad	Hyderabad	Telangana	36
Gandhi Institute of Technology and Management	Visakhapatnam	Andhra Pradesh	37
National University of Advanced Legal Studies (NUALS)	Kochi	Kerala	38
Damodaram Sanjivayya National Law University	Visakhapatnam	Andhra Pradesh	39
Amity University	Kolkata	West Bengal	39

9.14 India Rankings 2024: Top 50 in Medical

Name	City	State	Rank
All India Institute of Medical Sciences Delhi	New Delhi	Delhi	1
Post Graduate Institute of Medical Education and Research	Chandigarh	Chandigarh	2
Christian Medical College	Vellore	Tamil Nadu	3
National Institute of Mental Health and Neuro Sciences, Bangalore	Bangalore	Karnataka	4
Jawaharlal Institute of Post Graduate Medical Education and Research	Puducherry	Pondicherry	5
Sanjay Gandhi Postgraduate Institute of Medical Sciences	Lucknow	Uttar Pradesh	6
Banaras Hindu University	Varanasi	Uttar Pradesh	7
Amrita Vishwa Vidyapeetham	Coimbatore	Tamil Nadu	8
Kasturba Medical College, Manipal	Manipal	Karnataka	9
Madras Medical College and Government General Hospital	Chennai	Tamil Nadu	10
Dr. D. Y. Patil Vidyapeeth	Pune	Maharashtra	11
Saveetha Institute of Medical and Technical Sciences	Chennai	Tamil Nadu	12
Sree Chitra Tirunal Institute for Medical Sciences and Technology	Thiruvananthapuram	Kerala	13
All India Institute of Medical Sciences Rishikesh	Rishikesh	Uttarakhand	14
All India Institute of Medical Sciences Bhubaneswar	Khordha	Odisha	15
All India Institute of Medical Sciences Jodhpur	Jodhpur	Rajasthan	16
Vardhman Mahavir Medical College & Safdarjung Hospital	New Delhi	Delhi	17
S. R. M. Institute of Science and Technology	Chennai	Tamil Nadu	18
King George`s Medical University	Lucknow	Uttar Pradesh	19
Sri Ramachandra Institute of Higher Education and Research	Chennai	Tamil Nadu	20
Siksha `O` Anusandhan	Bhubaneswar	Odisha	21
Institute of Post Graduate Medical Education and Research	Kolkata	West Bengal	22
Datta Meghe Institute of Higher Education and Research	Wardha	Maharashtra	23
Maulana Azad Medical College	Delhi	Delhi	24
Kalinga Institute of Industrial Technology	Bhubaneswar	Odisha	25
All India Institute of Medical Sciences Patna	Patna	Bihar	26
Aligarh Muslim University	Aligarh	Uttar Pradesh	27
St. John's Medical College	Bengaluru	Karnataka	28
Lady Hardinge Medical College	New Delhi	Delhi	29
Armed Forces Medical College	Pune	Maharashtra	30
All India Institute of Medical Sciences Bhopal	Bhopal	Madhya Pradesh	31
University College of Medical Sciences	Delhi	Delhi	32
Kasturba Medical College, Mangalore	Mangaluru	Karnataka	33
Institute of Liver and Biliary Sciences	New Delhi	Delhi	34
Govt. Medical College & Hospital	Chandigarh	Chandigarh	35
Maharishi Markandeshwar (Deemed to be University)	Ambala	Haryana	35
Jamia Hamdard	New Delhi	Delhi	37

Name	City	State	Rank
All India Institute of Medical Sciences Raipur	Raipur	Chhattisgarh	38
JSS Medical College, Mysore	Mysore	Karnataka	39
Dayanand Medical College	Ludhiana	Punjab	40
PSG Institute of Medical Sciences and Research	Coimbatore	Tamil Nadu	41
Government Medical College	Thiruvananthapuram	Kerala	42
Sawai Man Singh Medical College	Jaipur	Rajasthan	43
Medical College	Kolkata	West Bengal	44
Gujarat Cancer and Research Institute	Ahmadabad	Gujarat	45
M. S. Ramaiah Medical College	Bengaluru	Karnataka	46
Mahatma Gandhi Medical College and Research Institute	Puducherry	Pondicherry	47
Osmania Medical College	Hyderabad	Telangana	48
Christian Medical College	Ludhiana	Punjab	49
Pandit Bhagwat Dayal Sharma University of Health Sciences	Rohtak	Haryana	50

9.15 India Rankings 2024: Top 40 in Dental

Name	City	State	Rank
Saveetha Institute of Medical and Technical Sciences	Chennai	Tamil Nadu	1
Manipal College of Dental Sciences, Manipal	Manipal	Karnataka	2
Maulana Azad Institute of Dental Sciences	Delhi	Delhi	3
King George`s Medical University	Lucknow	Uttar Pradesh	4
Dr. D. Y. Patil Vidyapeeth	Pune	Maharashtra	5
A.B.Shetty Memorial Institute of Dental Sciences	Mangaluru	Karnataka	6
SRM Dental College	Chennai	Tamil Nadu	7
Jamia Millia Islamia	New Delhi	Delhi	8
Siksha `O` Anusandhan	Bhubaneswar	Odisha	9
Sri Ramachandra Institute of Higher Education and Research	Chennai	Tamil Nadu	10
Manipal College of Dental Sciences, Mangalore	Mangaluru	Karnataka	11
JSS Dental College and Hospital	Mysuru	Karnataka	12
Meenakshi Academy of Higher Education and Research	Chennai	Tamil Nadu	13
Amrita Vishwa Vidyapeetham	Coimbatore	Tamil Nadu	14
Govt. Dental College, Nagpur	Nagpur	Maharashtra	15
M. S. Ramaiah University of Applied Sciences	Bengaluru	Karnataka	16
Banaras Hindu University	Varanasi	Uttar Pradesh	17
Aligarh Muslim University	Aligarh	Uttar Pradesh	18
Government Dental College, Bangalore	Bengaluru	Karnataka	19
Dr. M. G. R. Educational and Research Institute	Chennai	Tamil Nadu	20
Government Dental College	Thiruvananthapuram	Kerala	21
Kalinga Institute of Industrial Technology	Bhubaneswar	Odisha	22
Postgraduate Institute of Dental Sciences	Rohtak	Haryana	23
Datta Meghe Institute of Higher Education and Research	Wardha	Maharashtra	24
Govt. Dental College	Mumbai	Maharashtra	25
Yenepoya Dental College	Mangaluru	Karnataka	26
Panjab University	Chandigarh	Chandigarh	27
Nair Hospital Dental College	Mumbai	Maharashtra	28
KLE Vishwanath Katti Institute of Dental Sciences	Belgaum	Karnataka	29
Christian Dental College	Ludhiana	Punjab	30
SDM College of Dental Sciences & Hospital	Dharwad	Karnataka	31
SRM Kattankulathur Dental College	Chennai	Tamil Nadu	32
Chettinad Dental College and Research Institute	Kelambakkam	Tamil Nadu	33
Government Dental College	Ahmedabad	Gujarat	34
Mahatma Gandhi P. G. Institute of Dental Sciences	Pondicherry	Pondicherry	35
Bharati Vidyapeeth (Deemed to be University) Dental College and Hospital	Pune	Maharashtra	36
Bapuji Dental College & Hospital	Davangere	Karnataka	37
Manav Rachna International Institute of Research and Studies	Faridabad	Haryana	38
Adhiparasakthi Dental College and Hospital, Kancheepuram	Melmaruvathur	Tamil Nadu	39
Army College of Dental Sciences	Secunderabad	Telangana	40

9.16 India Rankings 2024: Top 40 in Agriculture and Allied Sectors

Name	City	State	Rank
Indian Agricultural Research Institute	New Delhi	Delhi	1
ICAR - National Dairy Research Institute	Karnal	Haryana	2
Punjab Agricultural University	Ludhiana	Punjab	3
Banaras Hindu University	Varanasi	Uttar Pradesh	4
Indian Veterinary Research Institute, Izatnagar	Bareilly	Uttar Pradesh	5
Tamil Nadu Agricultural University	Coimbatore	Tamil Nadu	6
Chaudhary Charan Singh Haryana Agricultural University	Hisar	Haryana	7
G. B. Pant Universtiy of Agriculture and Technology	Pantnagar	Uttarakhand	8
Central Institute of Fisheries Education, Fisheries University	Mumbai	Maharashtra	9
Sher-e-Kashmir University of Agricultural Science and Technology of Kashmir	Srinagar	Jammu and Kashmir	10
University of Agricultural Sciences	Bengaluru	Karnataka	11
National Institute of Food Technology, Entrepreneurship and Management	Thanjavur	Tamil Nadu	12
Bidhan Chandra Krishi Vishwavidyalaya	Nadia	West Bengal	13
Assam Agricultural University	Jorhat	Assam	14
Odisha University of Agriculture and Technology	Khordha	Odisha	15
Kerala Agricultural University	Thrissur	Kerala	16
Tamil Nadu Veterinary and Animal Sciences University	Chennai	Tamil Nadu	17
Dr. Y. S. Parmar University of Horticulture and Forestry	Solan	Himachal Pradesh	18
Chaudhary Sarwan Kumar Himachal Pardesh Krishi Vishvavidyalaya	Kangra	Himachal Pradesh	19
Sher-e-Kashmir University of Agricultural Science and Technology of Jammu	Jammu	Jammu and Kashmir	20
National Institute of Food Technology, Enterprenurship and Management	Sonipat	Haryana	21
Lovely Professional University	Phagwara	Punjab	22
Anand Agricultural University	Anand	Gujarat	23
University of Agricultural Sciences	Dharwad	Karnataka	24
Guru Angad Dev Veterinary and Animal Sciences University	Ludhiana	Punjab	24
Acharya N G Ranga Agricultural University	Guntur	Andhra Pradesh	26
Annamalai University	Annamalainagar	Tamil Nadu	27
West Bengal University of Animal and Fishery Sciences	Kolkata	West Bengal	28
Dr Rajendra Prasad Central Agricultural University	Samastipur	Bihar	29
Kerala University of Fisheries and Ocean Studies	Kochi	Kerala	30
Central Agricultural University	Imphal West	Manipur	31
Tamil Nadu Dr. J. Jayalalithaa Fisheries University	Nagapattinam	Tamil Nadu	32
Sri Venkateswara Veterinary University	Tirupati	Andhra Pradesh	33
Lala lajpat Rai University of Veterinary and Animal Sciences	Hisar	Haryana	34
Navsari Agricultural University	Navsari	Gujarat	35
Bihar Agriculture University	Bhagalpur	Bihar	36
Professor Jayashankar Telangana State Agricultural University	Hyderabad	Telangana	37
Kalasalingam Academy of Research and Education	Srivilliputhur	Tamil Nadu	38
Indira Gandhi Krishi Vishwavidyalaya	Raipur	Chhattisgarh	39
Uttar Banga Krishi Vishwavidyalaya	Cooch Behar	West Bengal	40

**Top Ranked Institutions
in
Each Category / Discipline**

10. India Rankings 2024: Top Ranked Institutions in each Category / Subject Domain

10.1 Top 10 Institutions in Overall



OVERALL

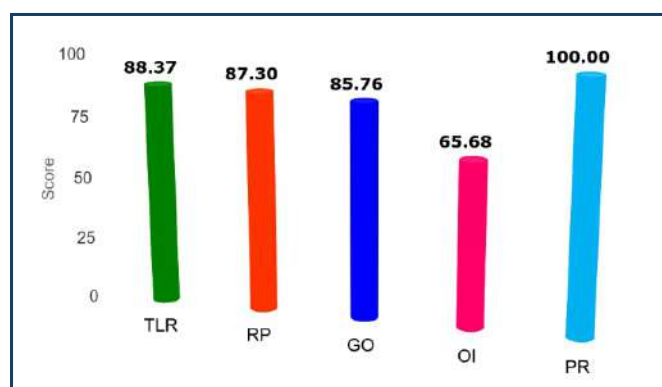
<https://www.nirfindia.org/>

Top 10 Institutions in Overall

Indian Institute of Technology Madras, Chennai

Rank - 1

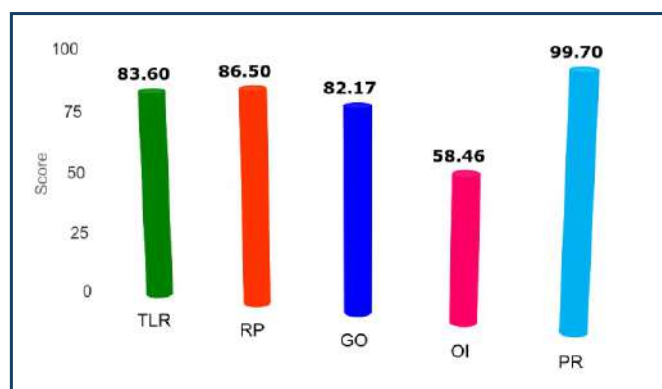
Indian Institute of Technology Madras (IIT Madras), set-up by the Government of India in 1959, is one amongst the foremost Institutes of National Importance in higher technological education, basic and applied research. The Institute is located in the city of Chennai, Tamil Nadu. The Indian Institute of Technology Madras retained its 1st position in the Overall Category of India Rankings 2024 for sixth consecutive year, i.e. from 2019 to 2024. IIT Madras was ranked at the 2nd position in the Overall Category of India Rankings in 2017 and 2018.



Indian Institute of Science, Bengaluru

Rank - 2

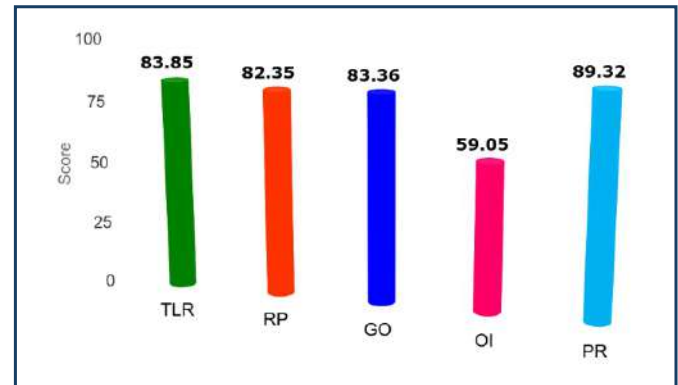
The Indian Institute of Science (IISc), Bengaluru was established on May 27, 1909. The foundation stone was laid with the active support from Jamsetji Nusserwanji Tata, the Government of India, and the Maharaja of Mysore. Since its establishment, IISc has become the premier institute for advanced scientific and technological research and education in India. The Indian Institute of Science Bangalore retained its 2nd position in the Overall Category of India Rankings 2024 for sixth consecutive year, i.e. from 2019 to 2024. IISc was ranked at 1st position in the Overall Category of India Rankings in 2017 and 2018.



Indian Institute of Technology Bombay

Rank - 3

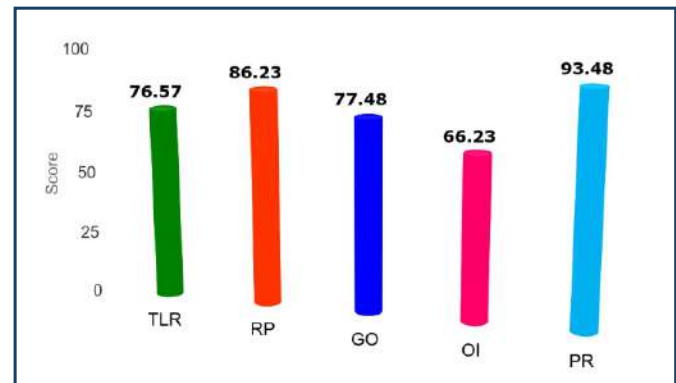
The Indian Institute of Technology Bombay (IIT Bombay) is a public engineering institute located in Powai, Mumbai, India. Established by the Government of India in 1958, IIT Bombay is an Institute of National Importance and a Deemed to be University. The Indian Institute of Technology Bombay stands at 3rd position in Overall Category of India Rankings 2024. IIT Bombay was ranked between 3rd and 4th position in the Overall category of India Rankings from 2017 to 2023.



Indian Institute of Technology Delhi

Rank - 4

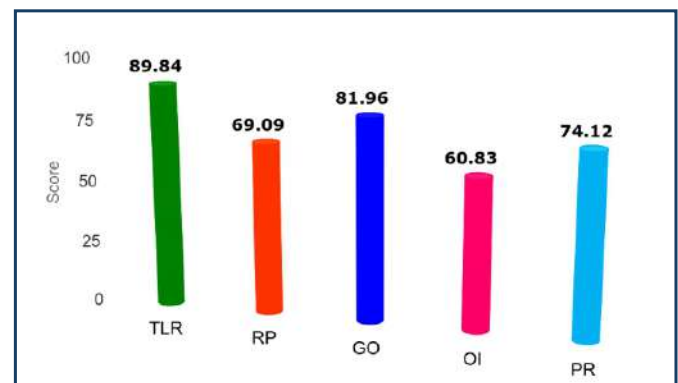
The Indian Institute of Technology Delhi (IIT Delhi) is a public engineering and research institute situated in Hauz Khas, Delhi. The Institute was established in 1961 as the College of Engineering & Technology affiliated to University of Delhi and was renamed later as “Indian Institute of Technology Delhi”. IIT Delhi is an Institute of National Importance declared by the Government of India. The Indian Institute of Technology Delhi stands at the 4th position in Overall Category of India Rankings 2024. IIT Delhi was ranked between 3rd and 5th positions in the Overall category of India Rankings from 2017 to 2023.



Indian Institute of Technology Kanpur

Rank - 5

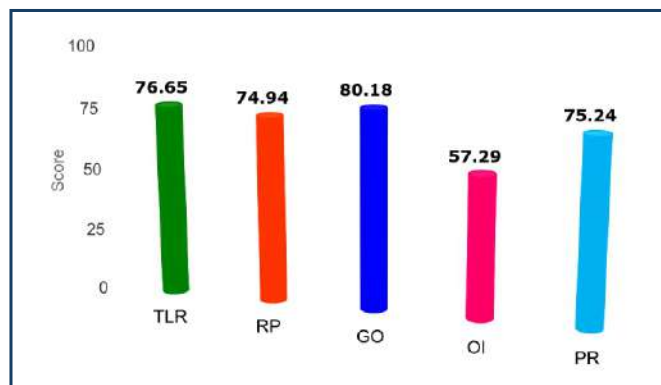
The Indian Institute of Technology Kanpur (IIT Kanpur) is a public engineering and research institute located in Kanpur, Uttar Pradesh. It began functioning in 1959. It is an Institute of National Importance declared by the Government of India under the IIT Act. The Indian Institute of Technology Kanpur retained its 5th position in Overall Category in the India Rankings 2024 for the fourth consecutive year, i.e. from 2021-2024. It was ranked between 6th and 7th positions in the Overall category of India Rankings from 2017 to 2020.



Indian Institute of Technology Kharagpur

Rank - 6

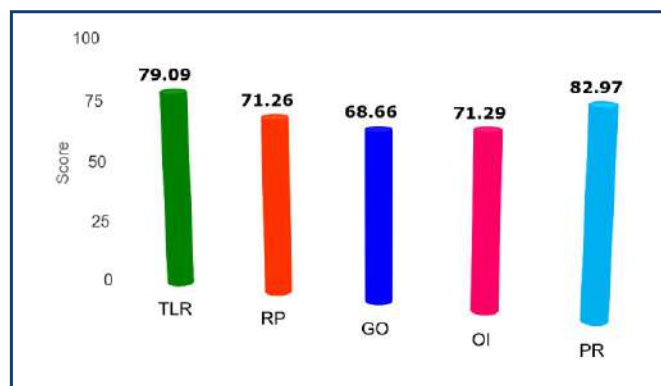
The Indian Institute of Technology Kharagpur (IIT Kharagpur) is a public engineering institute and Institute of National Importance established by the Government of India in 1951. The Institute was established and started its journey in the old Hijli Detention Camp, Hijli, Kharagpur, West Bengal. The Indian Institute of Technology Kharagpur stands at 6th position in Overall Category in the India Rankings 2024. IIT Kharagpur was ranked between 4th and 7th positions in the Overall category of India Rankings from 2017 to 2023.



All India Institute of Medical Sciences, New Delhi

Rank - 7

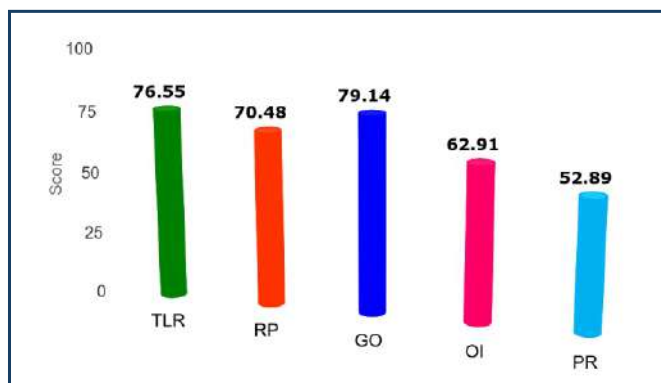
All India Institute of Medical Sciences, New Delhi (AIIMS, New Delhi) established in 1956, under the All India Institute of Medical Sciences Act, 1956 as an Institution of National Importance by an Act of Parliament with the objectives to develop patterns of teaching in undergraduate and postgraduate medical education in all its branches. All India Institute of Medical Sciences, New Delhi stands at the 7th position in the Overall Category of the India Rankings 2024. It was ranked at the 6th in 2023 and at the 9th position in the Overall Category of the India Rankings 2022.



Indian Institute of Technology Roorkee

Rank - 8

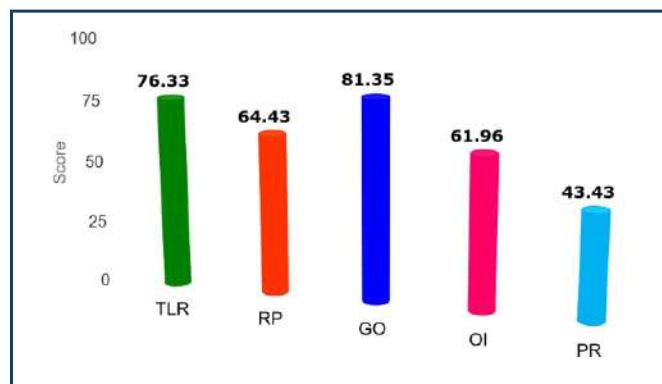
The Indian Institute of Technology Roorkee (IIT Roorkee), is the oldest technical Institute in Asia, and is among the foremost institutes of National Importance in higher technological & engineering education in the country. The Institute is the seventh IIT declared by the Government of India on September 21, 2001. It is located in Roorkee, Uttarakhand, India. The Indian Institute of Technology Roorkee (IIT Roorkee) stands at 8th position in Overall Category of the India Rankings 2024 for the second consecutive year. IIT Roorkee was ranked between 7th and 9th positions in the Overall category of India Rankings from 2017 to 2022.



Indian Institute of Technology Guwahati

Rank - 9

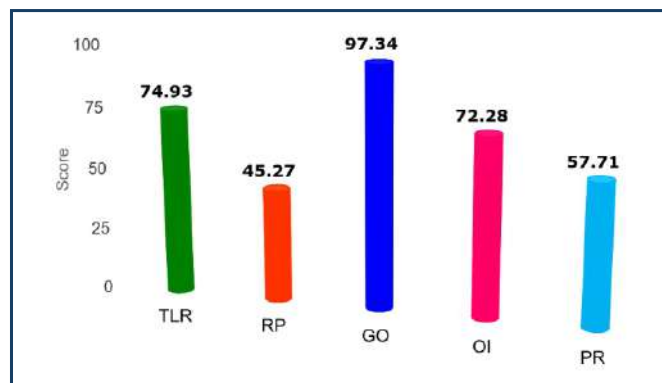
The Indian Institute of Technology Guwahati, established in 1994, located in Guwahati, Assam is the sixth member of the IIT fraternity. The academic programme of IIT Guwahati commenced in 1995. IIT Guwahati is an Institute of National Importance declared by the Government of India. The Indian Institute of Technology Guwahati stands at 9th position in Overall Category of the India Rankings 2024 for the second consecutive year. It was ranked between 7th and 12th positions in overall category of India Rankings from 2017 to 2022.



Jawaharlal Nehru University, New Delhi

Rank - 10

The Jawaharlal Nehru University (JNU) is a public central university located in New Delhi, the capital of India. The University was established in 1969 by an Act of Parliament. It was named after Pt. Jawaharlal Nehru, the first Prime Minister of India. Jawaharlal Nehru University, New Delhi retained its 1th position in the Overall Category of India Rankings 2024 for the third consecutive year. It was ranked between 6th and 10th positions in the Overall Category of India Rankings from 2017 to 2021.



10.2 Top 10 Universities



UNIVERSITIES

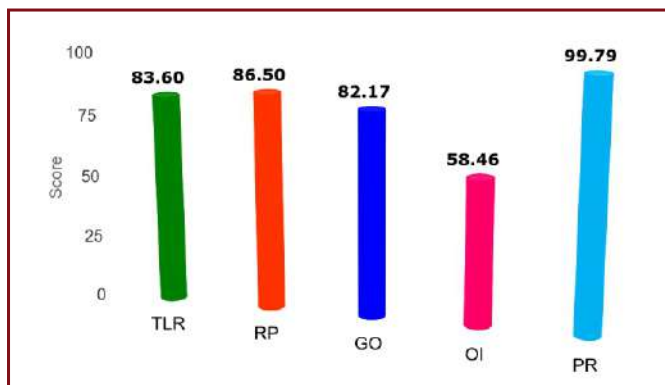
<https://www.nirfindia.org/>

Top 10 Universities

Indian Institute of Science, Bengaluru

Rank - 1

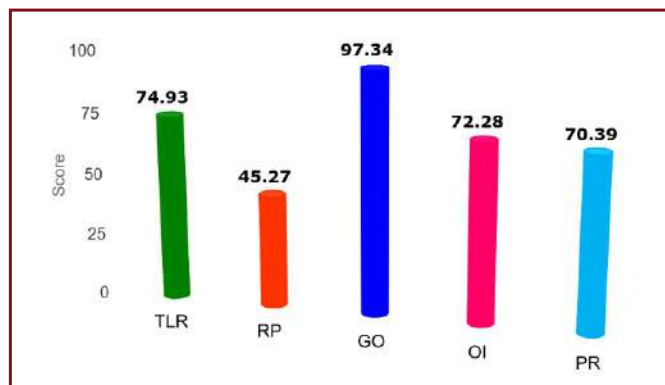
The Indian Institute of Science (IISc) was established on May 27, 1909. The foundation stone was laid with the active support from Jamsetji Nusserwanji Tata, the Government of India, and the Maharaja of Mysore. Since its establishment, IISc has become the premier institute for advanced scientific and technological research and education in India. The Indian Institute of Science Bangalore has retained its 1st position for the past 9 years consecutively in the Universities Category of India Rankings 2024, i.e., from 2016 to 2024.



Jawaharlal Nehru University, New Delhi

Rank - 2

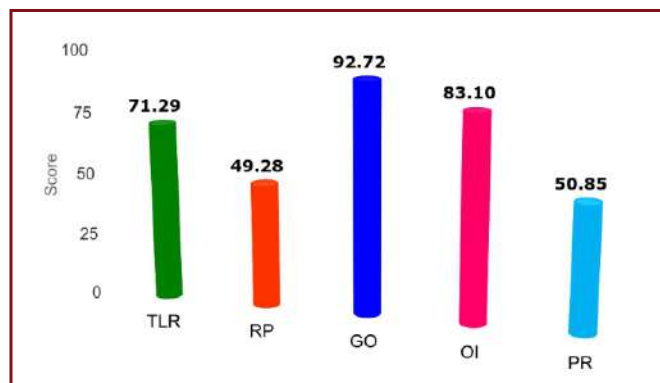
The Jawaharlal Nehru University (JNU) is a public central university located in New Delhi, the capital of India. The University was established in 1969 by an Act of Parliament. It was named after Pt. Jawaharlal Nehru, the first Prime Minister of India. Jawaharlal Nehru University, New Delhi retained its 2nd position in the Universities Category of India Rankings 2024 for the past eight consecutive year, i.e., from 2017 to 2024. It was ranked at 3rd position in the Universities Category of India Rankings 2016.



Jamia Millia Islamia, New Delhi

Rank - 3

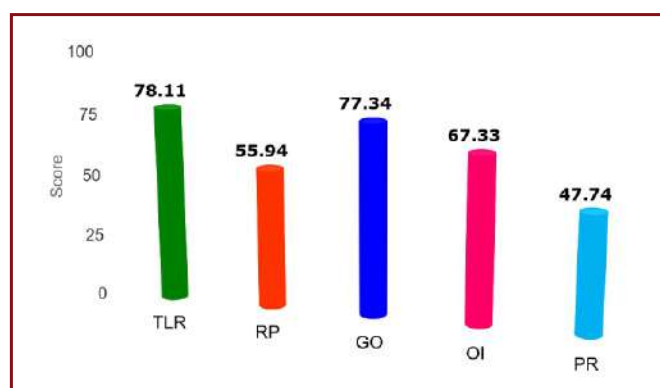
Jamia Millia Islamia is a Central University located in Jamia Nagar, New Delhi, India. It was originally established at Aligarh, United Provinces (present day Uttar Pradesh, India) during the British Raj. In 1920, it moved to its current location in Okhla in 1935. It was given the “deemed to be university” status by the University Grants Commission in 1962. On 26th December 1988, it became a central university. Jamia Millia Islamia retained its 3rd position in Universities Category in the India Rankings 2024 for third consecutive year. Jamia Millia Islamia was ranked between 6th and 12th between 2017 and 2021 in the Universities category.



Manipal Academy of Higher Education (MAHE), Manipal, Karnataka

Rank - 4

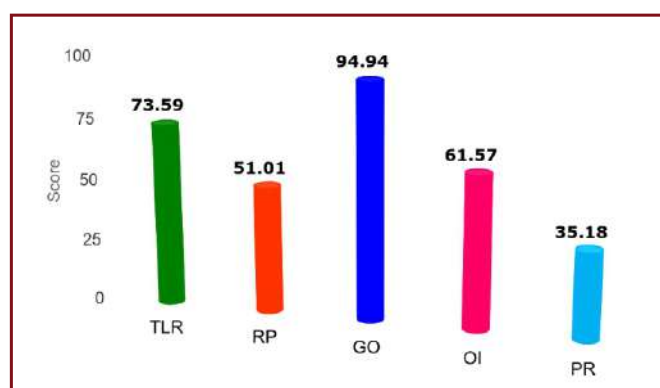
The Manipal Academy of Higher Education (MAHE), formerly known as Manipal University, was established in the year 1953. It is one of the private “deemed to be university” in India. The institution offers higher education courses in 218 programs in more than 19 disciplines. Manipal Academy of Higher Education (MAHE) stands at 4th position in the Universities Category of the India Rankings 2024. It was ranked between 6th and 11th positions from 2018 to 2023. MAHE was ranked at 18th positions in 2017.



Banaras Hindu University, Varanasi

Rank - 5

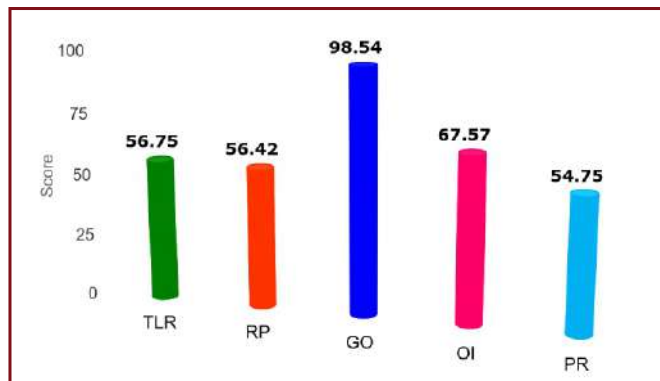
Banaras Hindu University (BHU) is an internationally reputed institute situated in the holy city of Varanasi, Uttar Pradesh, India. The University was founded by the great nationalist leader, Pandit Madan Mohan Malviya in 1916. Banaras Hindu University was created under the Parliamentary Legislation - BHU Act 1915. Banaras Hindu University retained its 5th position in India Rankings 2024 for the second consecutive year in the Universities Category of India Rankings. It was ranked at 3rd position for five consecutive year, i.e. from 2017 to 2021 in India Rankings. BHU was ranked at 7th position in 2022 in the Universities Category of India Rankings.



University of Delhi, Delhi

Rank - 6

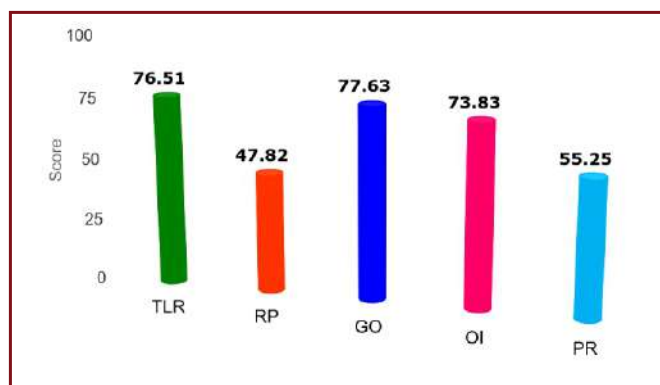
The University of Delhi, established in 1922, is a premier university that is internationally acclaimed for highest academic standards, diverse educational programmes, distinguished faculty, illustrious alumni, varied co-curricular activities and modern infrastructure. Over 100 years of its existence, the University has sustained the highest global standards and best practices in higher education. Beginning with three colleges and 750 students, the University of Delhi has grown as one of the largest universities in India with 16 faculties, over 80 academic departments, an equal number of colleges and over seven lakh students. Drawing students and faculty from across India and abroad, the University has emerged as a symbol of excellence, integrity and openness. University of Delhi stands at 6th position in Universities Category of the India Rankings 2024. It was ranked between 6th and 13th positions in the Universities category of India Rankings from 2016 to 2023.



Amrita Vishwa Vidyapeetham, Coimbatore

Rank - 7

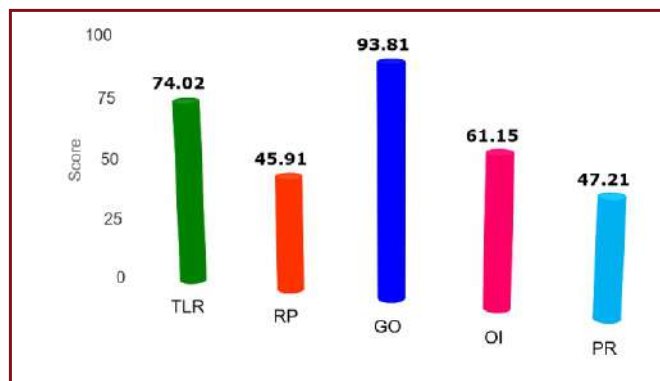
Amrita Vishwa Vidyapeetham, also known as Amrita University, was started in 2003 by the world-renowned humanitarian leader, Sri Mata Amritanandamayi Devi, also called Amma. The University is a multi-campus, multidisciplinary research university spread across 5 campuses in 3 states of India namely Kerala, Tamil Nadu and Karnataka, and the University headquarters is at Ettimadai, Coimbatore, Tamil Nadu. The Amrita Vishwa Vidyapeetham retained its 7th position in Universities Category of the India Rankings 2024 for the second consecutive year. The Amrita Vishwa Vidyapeetham was ranked between 4th to 9th positions in universities category of India Rankings from 2017 to 2022.



Aligarh Muslim University

Rank - 8

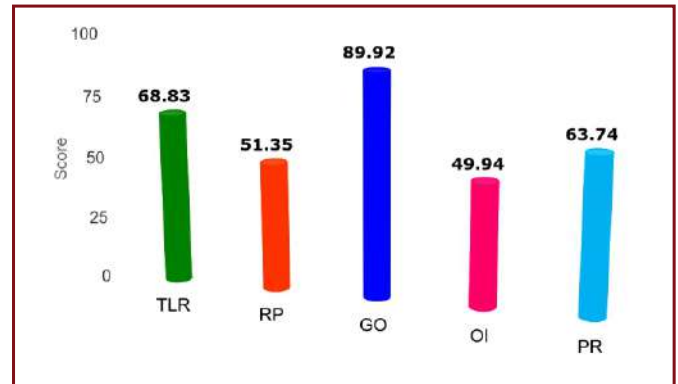
Aligarh Muslim University (AMU) holds a unique and prestigious position amongst universities and institutions of higher learnings in India. As a public central university, the Aligarh Muslim University was established in the year 1875 by Sir Sayed Ahmad Khan as the Muhammadan Anglo- Oriental College. In 1920, the college was transformed into the Aligarh Muslim University following the Aligarh Muslim University Act. Aligarh Muslim University stands at 8th position in University Category of the India Rankings 2024. Aligarh Muslim University was ranked between 5th to 17th positions from 2017 to 2023 in the University category of India Rankings.



Jadavpur University, Kolkata

Rank - 9

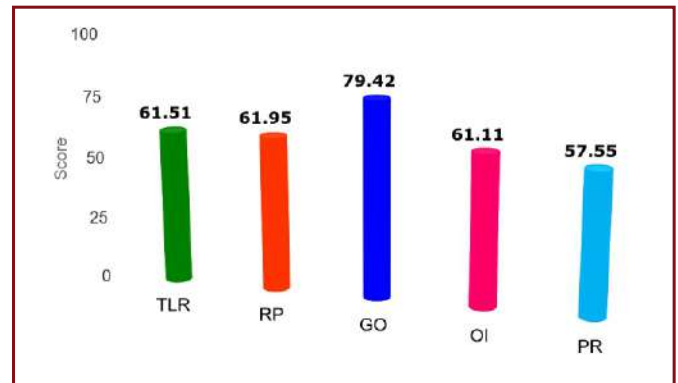
Jadavpur University is a premier public research university located in Kolkata, West Bengal. The University was established on 24th December 1955 by converting the then Bengal Technical Institute (later became College of Engineering and Technology, Bengal) through a State Legislation. It has two campuses: the main campus at Jadavpur and the new campus at Salt Lake. Jadavpur University stands at 9th position in Universities Category of the India Rankings 2024. It was ranked at 4th position in 2022 and 2023, at 5th position in 2017 and 2020, at 6th position in 2018 and 2019, and at 8th position in 2021 in the Universities category of India Rankings.



Vellore Institute of Technology, Vellore

Rank - 10

Vellore Institute of Technology was founded in 1984 as a self-financing institution called the Vellore Engineering College. The Union Ministry of Education conferred University status on Vellore Engineering College in 2001. VIT was established with the aim of providing quality higher education on par with international standards. It persistently seeks and adopts innovative methods to improve the quality of higher education on a consistent basis. Vellore Institute of Technology stands at 10th position in Universities Category of the India Rankings 2024. It was ranked between 8th and 19th positions from 2017 to 2023.



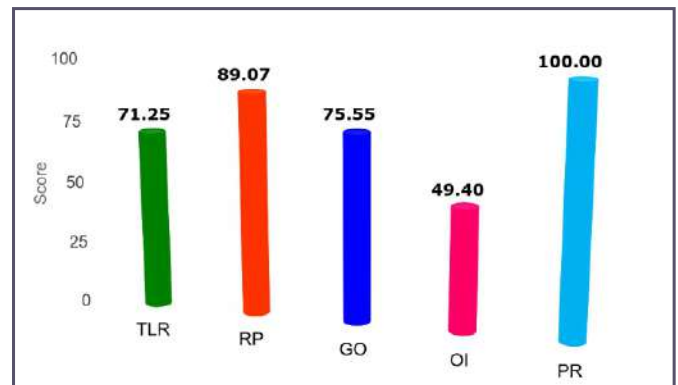


Top 5 State Public Universities

Anna University, Chennai

Rank - 1

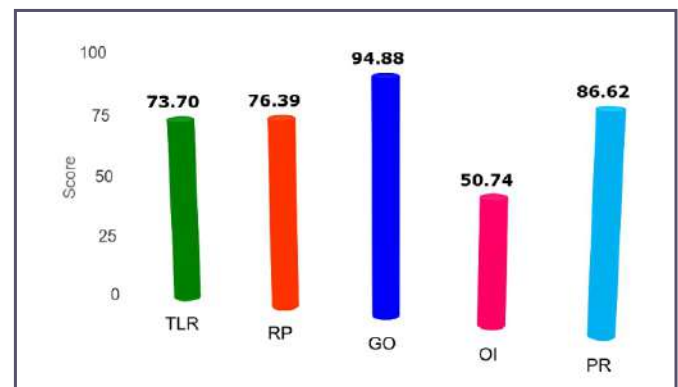
Anna University was established on 4th September 1978 as a unitary type of University. It was named after Late C. N. Annadurai, former Chief Minister of Tamil Nadu. Situated in the southern part of the city of Chennai, Anna University is a member of the Association of Indian Universities, the Association of Commonwealth Universities and Partner of UNESCO International Center for Engineering Education (UICEE). The University has 4 main Campuses viz. College of Engineering, Madras Institute of Technology, Algappa College of Technology, & School of Architecture and Planning. Anna University stands at 1st position in the State Public Universities Category of India Rankings 2024.



Jadavpur University, Kolkata

Rank - 2

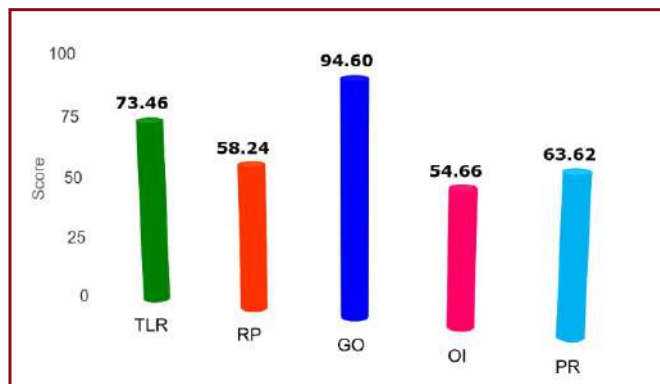
Jadavpur University is a premier public research university located in Kolkata, West Bengal. The University was established on 24th December 1955 by converting the then Bengal Technical Institute (later became College of Engineering and Technology, Bengal) through State Legislation. It has two campuses: the main campus at Jadavpur and the new campus at Salt Lake. Jadavpur University stands at 2nd position in the State Public Universities Category of India Rankings 2024.



Savitribai Phule Pune University, Pune

Rank - 3

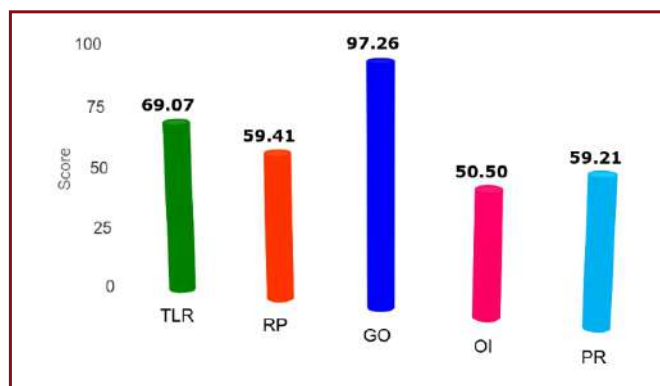
Savitribai Phule Pune University (formerly the University of Pune), one of the premier universities in India, is located in the northwestern part of Pune city, Maharashtra, India. It was established on 10th February 1949 under the Poona University Act. The University of Pune (earlier name) was renamed as Savitribai Phule Pune University on 9th November 2014 in the honour of Savitribai Phule, who was an Indian social reformer who played an important role in improving women's rights in India during British rule. Popularly known as the 'Oxford of the East', the university houses 46 academic departments, and has about 307 recognized research institutes and 612 affiliated colleges offering graduate and undergraduate courses. Savitribai Phule Pune University ranks at 3rd position in the State Public Universities Category of India Rankings 2024.



University of Calcutta, Kolkata

Rank - 4

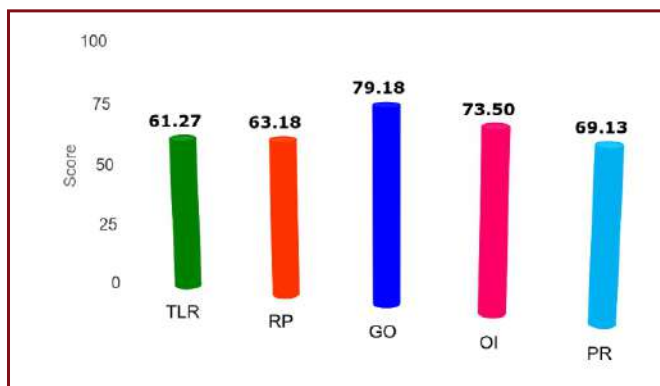
The University of Calcutta informally known as Calcutta University (CU) is a public state university located in Kolkata (formerly Calcutta), West Bengal, India. The University was established on 24th January 1857 during the administration of Lord Canning, the then Governor General of India in the British regime. By the foundation date, it is the first institution in South Asia to be established as a multidisciplinary and secular Western-style university. The University adopted in the first instance, the pattern of the University of London and gradually introduced modifications in its constitution. The jurisdiction of the University is, at present, limited to the confines of a few districts of West Bengal. The University of Calcutta stands at 4th position in the State Public Universities Category of India Rankings 2024.



Panjab University, Chandigarh

Rank - 5

Panjab University was established in 1882 in Lahore. After partition in 1947, the University had no campus of its own for a decade. While the administrative office was located at Solan, Himachal Pradesh, the teaching departments functioned from Hoshiarpur, Jalandhar, Delhi and Amritsar. In 1956, the University was relocated to Chandigarh. The University was recognized by the UGC as the "University with Potential for Excellence in Biomedical Sciences" with facilities for Stem Cell Research and Drug Development. Panjab University stands at 5th position in the State Public Universities Category of India Rankings 2024.



10.4 Top Open University



OPEN UNIVERSITIES

<https://www.nirfindia.org/>

Top Open University

Indira Gandhi National Open University (IGNOU)

Indira Gandhi National Open University (popularly known as IGNOU, established in 1985, is considered as one of the prominent names for distance / part-time education in India. It is considered as the world's largest Open University in terms of student enrollment. IGNOU University began by offering two programmes in 1987, with a strength of approximately 4,500 students. It has a vast network of 69 Regional Centers and over 2005 Learner Support Centers in the country, with 25 Overseas Study Centers spanning across 15 nations. Indira Gandhi National Open University stands at the 1st position in the Open University category of India Rankings 2024.

10.5 Top Skill University



SKILL UNIVERSITIES

<https://www.nirfindia.org/>

Top Skill University

Symbiosis Skill and Professional University (SSPU), Pune

Symbiosis Skills and Professional University (formerly known as Symbiosis Skills and Open University) Pune, was established by the Symbiosis Open Education Society, SSPU is the first skill-building and development university in the state of Maharashtra. It was enacted on 3 May 2017 through a legislation bill by the State Government of Maharashtra.. The university offers diplomas, degrees and certificates in various fields such as Automobile, Construction, Mechatronics, Software engineering, Computer science and IT, Beauty and Wellness, Data Science, Retail, Logistics and Ports, Architecture, etc. The main objective of this university is to create industry-ready youth, who can work efficiently and effectively in an organization. SSPU has also built strong ties with many leading organizations for joint-curricula development. Symbiosis Skills and Professional University, Pune stands at the first position in the Skill Universities category.

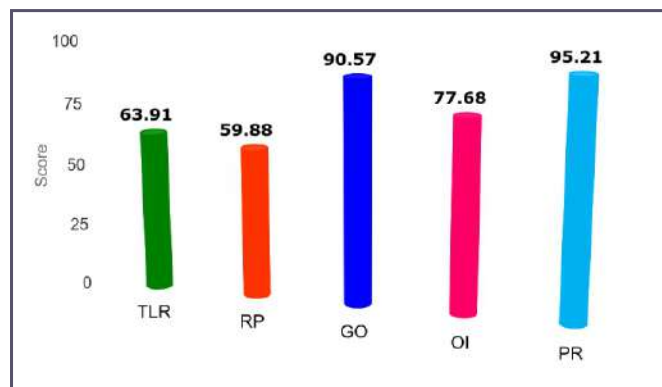


Top 10 Colleges

Hindu College, Delhi

Rank - 1

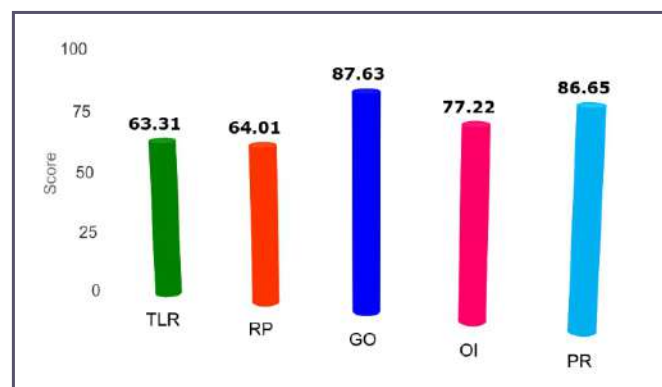
Hindu College, Delhi was established in 1899 by Late Shri Krishna Dassji Gurwale. Earlier affiliated to Panjab University, the College is now constituent college of the University of Delhi. The Hindu College is one of the oldest and most selective colleges in Delhi. Hindu College stands at the 1st position in the College Category of the India Rankings 2024. It was ranked at 2nd position in 2019, 2022 and 2023, at 3rd position in 2020, at 4th position in 2018 and at the 9th positions in 2021 in the College Category of India Rankings.



Miranda House, Delhi

Rank - 2

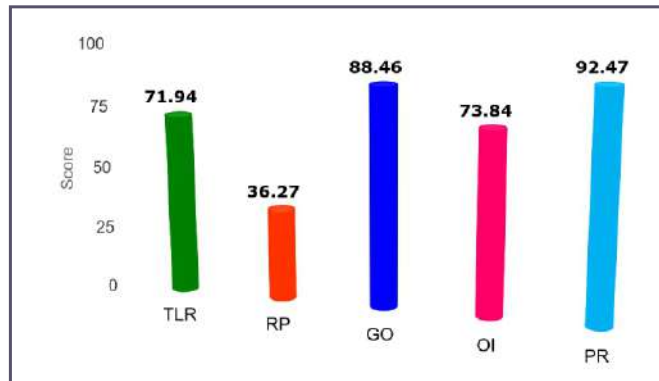
Miranda House, residential college for women, is one of the premier Women's Institutes of Delhi University. It was founded in 1948 by the then Vice-Chancellor Sir Maurice Gwyer. Located in the Delhi University campus, Miranda House offers degrees in the sciences, humanities and liberal arts. Miranda House, Delhi stands at the 2nd position in the College Category of the India Rankings 2024. It retained the 1st position for seven consecutive year, i.e. from 2017 to 2023.



Ramakrishna Mission Vidyamandira, Howrah

Rank - 3

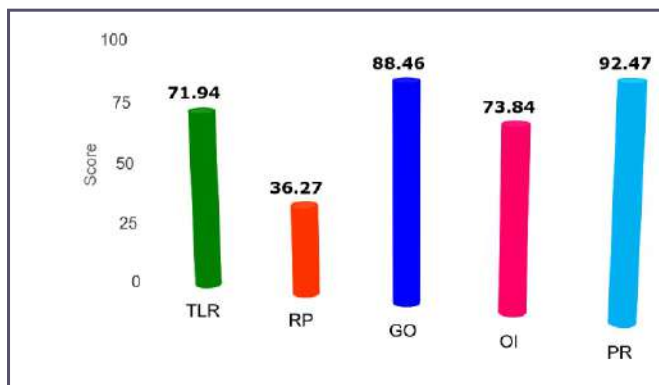
The Ramakrishna Mission Vivekananda Centenary College, popularly known as Rahara V. C. College, was established in 1963. Ramakrishna Mission Vivekananda Centenary College stands at the 3rd position in College Category of the India Rankings 2024. It was ranked between 5th to 11th positions in College Category of India Rankings from 2018 to 2023.



St. Stephen's College, Delhi

Rank - 3

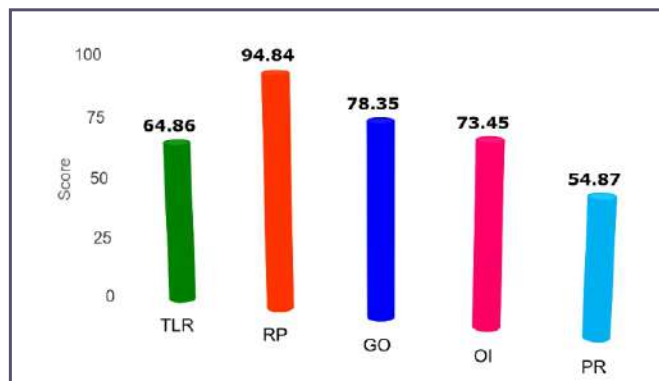
The St. Stephen's College, Delhi is a constituent college of the University of Delhi. The College is widely regarded as one of the oldest and most prestigious colleges for arts and sciences in India. St. Stephen's College was established in 1881 by the Cambridge Mission to Delhi. St. Stephen's College stands at the 4th position in the College Category of the India Rankings 2024. It was ranked at 4th position in 2019 & 2020 and at 2nd position in 2018 in College Category of India Rankings.



Atma Ram Sanatan Dharma College, New Delhi

Rank - 5

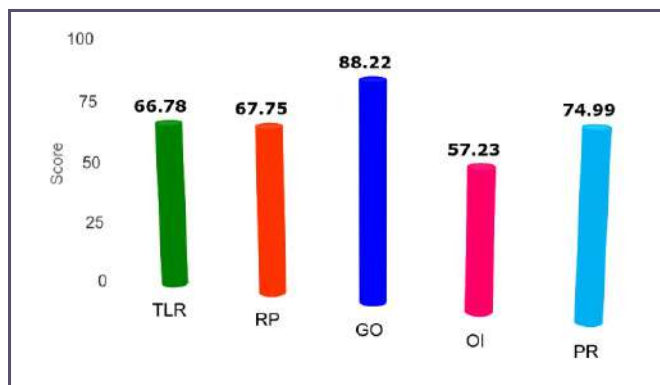
Atma Ram Sanatan Dharma College (formerly Sanatan Dharma College) is a co-educational constituent College of the University of Delhi. It was founded on 3rd August 1959 by Late Shri Atma Ram Chadha, a well-known philanthropist of Shri Sanatan Dharma Sabha (Rawalpindi), Delhi. The College moved to its present picturesque site at Dhaula Kuan in July 1965. Atma Ram Sanatan Dharma College, New Delhi stands at the 5th position in the College Category of the India Rankings 2024. The college was ranked between 5th and 14th positions in College Category of India Rankings from 2017 to 2023.



St. Xavier's College, Kolkata

Rank - 6

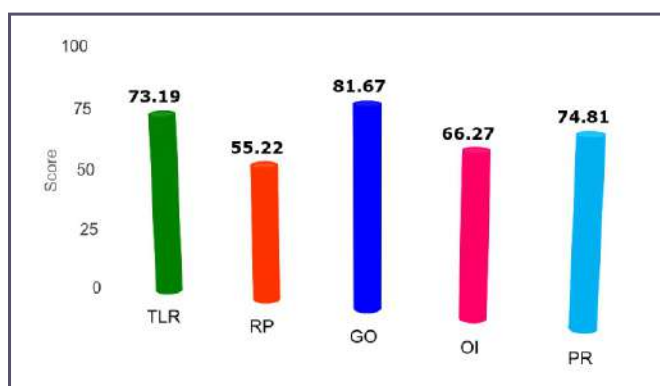
St. Xavier's College, a Christian Minority Higher Educational Institute, was founded in 1860 by a Catholic Minority Religious body, the Society of Jesus. It is affiliated to Calcutta University. St. Xavier's College offers undergraduate and postgraduate courses in Arts, Science, Commerce, Business Administration, and Education faculties. St. Xavier's College, Kolkata stands at the 6th position in College Category of India Rankings 2024. It was ranked 4th to 17th positions in College Category of India Rankings in 2017 to 2023 respectively. It was ranked at 17th position in in College Category of India Rankings in 2018.



PSGR Krishnammal College for Women, Coimbatore

Rank - 7

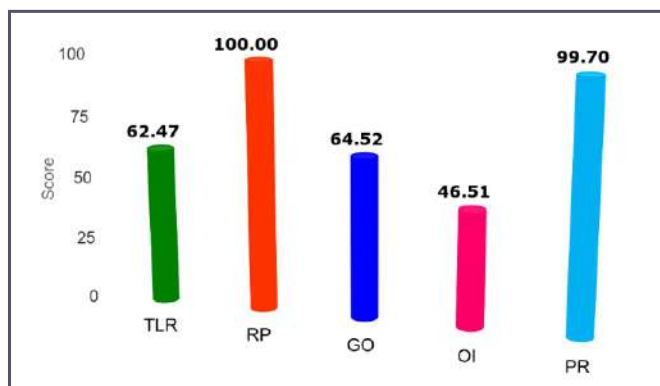
PSGR Krishnammal College for Women, Coimbatore is an autonomous arts and science college. It was established in 1963 with a motto of 'empowering women through education', initially affiliated to the University of Madras. Currently the College is affiliated to the Bharathiar University. It was recognized as the "College of Excellence" by the University Grants Commission. PSGR Krishnammal College for Women stands at 7th position in the College Category of the India Rankings 2024. It was ranked at 4th position in 2023, at 6th position in 2021 and 2022 and between 10th to 22nd positions in College Category of India Rankings from 2017 to 2020.



Loyola College, Chennai

Rank - 8

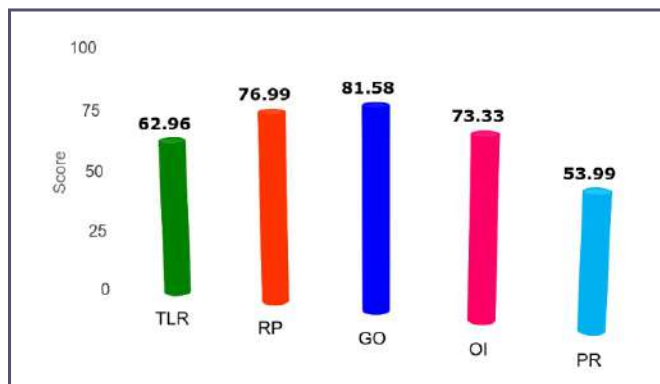
Loyola College is a Catholic Minority Institute affiliated to University of Madras, Chennai, India. It was founded by the Society of Jesus (Jesuits) in 1925, with the primary objective of providing University Education in a Christian atmosphere for deserving students irrespective of caste and creed. The college became autonomous in July 1978. Loyola College, Chennai stands at the 8th position in the College Category of the India Rankings 2024. It was ranked at 2nd, 3rd and 4th positions in 2017, 2021 and 2022 respectively and at the 6th position from 2018 to 2020 consecutively and at 7th position in 2023 in the College Category of the India Rankings.



Kirori Mal College, Delhi

Rank - 9

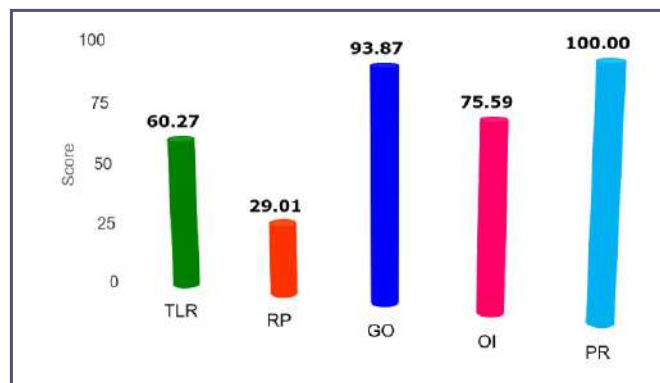
Kirori Mal College, established in 1954, has always strived to, and successfully maintained its place as one of the finest within the University of Delhi. It has been providing the students with an environment rich in knowledge and supportive of their extracurricular interests. Their tradition of excellence in theatre, art and music only adds to the richness of the academic fabric of the college. The Kirori Mal College, Delhi retained its 9th position in College Category in India Rankings 2024 for the second consecutive year. It was ranked at 10th position in 2022. It was ranked between 17th to 20th positions in College Category of India Rankings from 2018 to 2021.



Lady Shri Ram College For Women (LSR), New Delhi

Rank - 10

Lady Shri Ram College for Women (LSR), New Delhi is a constituent women's college of the University of Delhi for social sciences, humanities and commerce. It was established in 1956 in New Delhi by late Lala Shri Ram. The college campus is situated at Lajpat Nagar in South Delhi. Lady Shri Ram College for Women, New Delhi stands at 10th position in the College Category of the India Rankings 2024. LSR, New Delhi was ranked at 2nd position in 2020 and 2021, at 5th position in 2019 and 2022, and at 7th and 8th in 2017 and 2018 and at the 9th position in 2023 in College Category of the India Rankings.



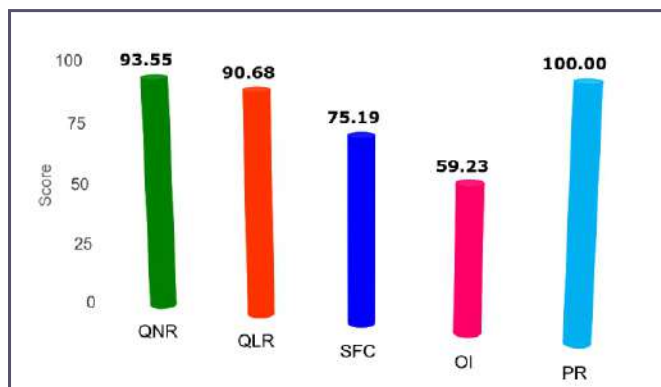


Top 5 Research Institutions

Indian Institute of Science, Bengaluru

Rank - 1

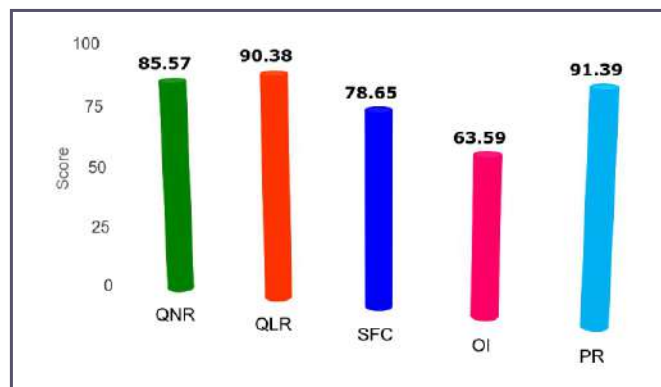
The Indian Institute of Science (IISc) was established on May 27, 1909. The foundation stone was laid with active support from Jamsetji Nusserwanji Tata, the Government of India, and the Maharaja of Mysore. Since its establishment, IISc has become the premier institute for advanced scientific and technological research and education in India. The Indian Institute of Science Bangalore retained its 1st position in the Research Institutions Category of India Rankings 2024 for the fourth consecutive year, i.e. from 2021 to 2024.



Indian Institute of Technology Madras

Rank - 2

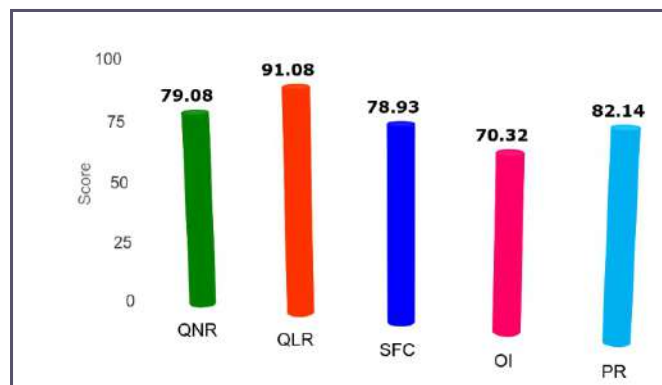
Indian Institute of Technology Madras (IIT Madras), set-up by Government of India in 1959, is one amongst the foremost Institutes of National Importance in higher technological education, basic and applied research. The institute is located in the city of Chennai, Tamil Nadu. The Indian Institute of Technology Madras retained its 2nd position in Research Institutions Category of India Rankings 2024 for the fourth consecutive year, i.e. from 2021 to 2024.



Indian Institute of Technology Delhi

Rank - 3

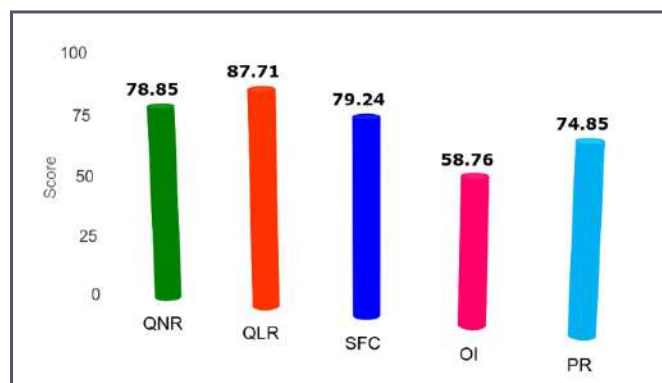
The Indian Institute of Technology Delhi (IIT Delhi) is a public engineering and research institute situated in Hauz Khas, Delhi. The Institute was established in 1961 as the College of Engineering & Technology affiliated to University of Delhi and was renamed later as “Indian Institute of Technology Delhi”. IIT Delhi is an Institute of National Importance declared by the Government of India. The Indian Institute of Technology Delhi retained its 3rd position in Research Institutions category of India Rankings 2024 for the third consecutive year. It was ranked at 4th position in Research Institutions Category of India Rankings 2021.



Indian Institute of Technology Bombay

Rank - 4

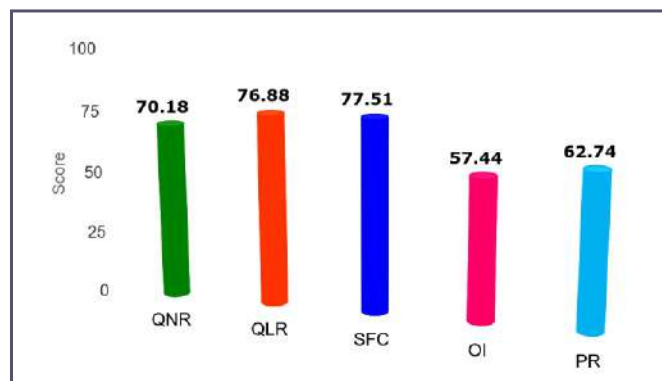
The Indian Institute of Technology Bombay (IIT Bombay) is a public engineering institute located in Powai, Mumbai, India. Established by the Government of India in 1958, IIT Bombay is an Institute of National Importance and a Deemed to be University. The Indian Institute of Technology Bombay retained its 4th position in Research Institutions Category of India Rankings 2024 for the third consecutive year. It was ranked at 3rd position in Research Institutions category of India Rankings 2021.



Indian Institute of Technology Kharagpur

Rank - 5

The Indian Institute of Technology Kharagpur (IIT Kharagpur) is a public engineering institute and Institute of National Importance established by the Government of India in 1951. The Institute was established and started its journey in the old Hijli Detention Camp, Hijli, Kharagpur, West Bengal. The Indian Institute of Technology Kharagpur retained its 5th position in Research Institutions Category of India Rankings 2024 for the fourth consecutive year, i.e. from 2021 to 2024.





Top 5 Innovation Institutions

Indian Institute of Technology Bombay

Rank - 1

The Indian Institute of Technology Bombay (IIT Bombay) is a public engineering institute located in Powai, Mumbai, India. Established by the Government of India in 1958, IIT Bombay is an Institute of National Importance and a Deemed to be University. The Indian Institute of Technology Bombay stands at the 1st position in the Innovation Institutions Category of India Rankings 2024.

Indian Institute of Technology Madras

Rank - 2

Indian Institute of Technology Madras (IIT Madras), set-up by the Government of India in 1959, is one amongst the foremost Institutes of National Importance in higher technological education, basic and applied research. The Institute is located in the city of Chennai, Tamil Nadu. The Indian Institute of Technology Madras stands at the 2nd position in the Innovation Institutions Category of India Rankings 2024.

Indian Institute of Technology (IIT) Hyderabad

Rank - 3

The Indian Institute of Technology Hyderabad is one among the 2nd generation of IITs started by the Govt. of India. It was started on 18th August 2008 from a temporary campus at Ordnance Factory. The permanent campus of the institute is located in Kandi village, Sangareddy. The Indian Institute of Technology Hyderabad stands at the 3rd position in the Innovation Institutions Category of India Rankings 2024.

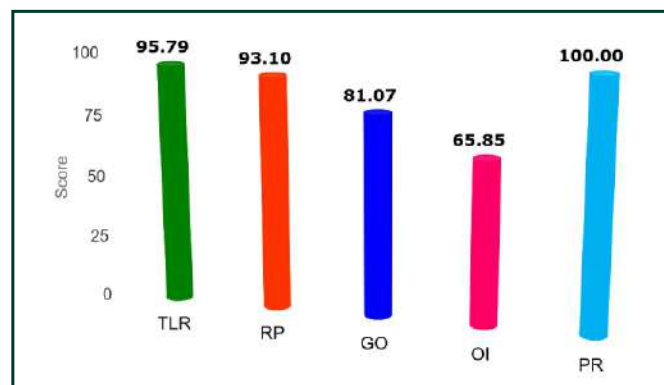


Top 10 Institutions in Engineering

Indian Institute of Technology (IIT) Madras

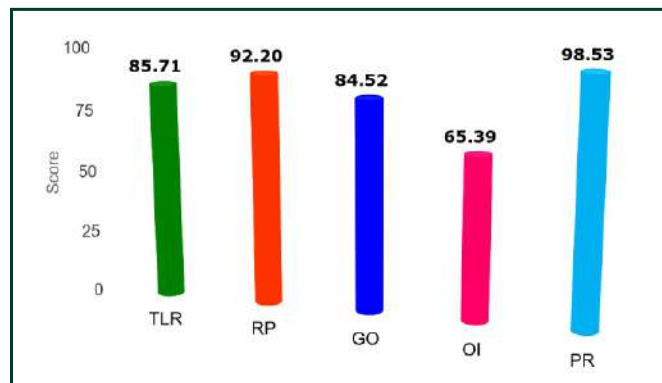
Rank - 1

The Indian Institute of Technology Madras (IIT Madras), setup by the Government of India in 1959, is one among the foremost Institutes of National Importance in higher technological education, basic and applied research. The Institute is located in the city of Chennai, Tamil Nadu. The Indian Institute of Technology Madras retained its 1st position in Engineering subject of the India Rankings 2024 for the ninth consecutive year, i.e. from 2016 to 2024.

**Indian Institute of Technology (IIT) Delhi**

Rank - 2

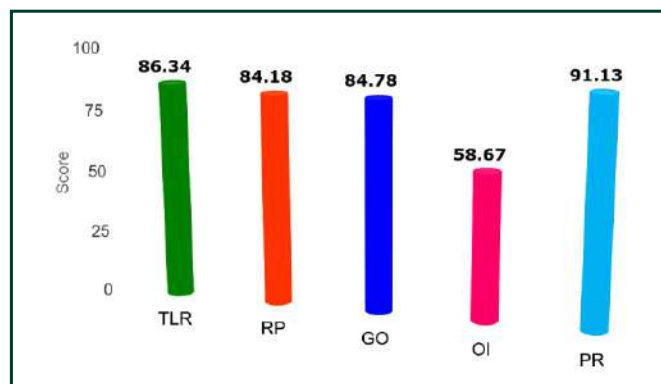
The Indian Institute of Technology Delhi (IIT Delhi) is a public engineering and research institute situated in Hauz Khas, Delhi. The Institute was established in 1961 as the College of Engineering & Technology affiliated to University of Delhi and was renamed later as “Indian Institute of Technology Delhi”. IIT Delhi is an Institute of National Importance declared by the Government of India. The Indian Institute of Technology Delhi retained its 2nd position in Engineering Category of the India Rankings 2024 for the sixth consecutive year, i.e. from 2019 to 2024. IIT Delhi was ranked at 3rd position in 2018 and at 4th position in 2016 and 2017 in Engineering discipline of India Rankings.



Indian Institute of Technology (IIT) Bombay

Rank - 3

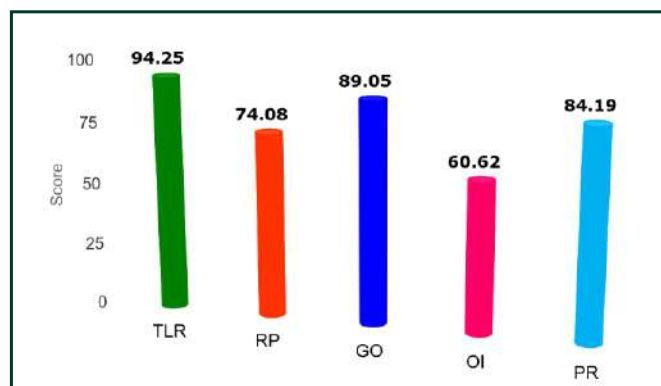
The Indian Institute of Technology Bombay (IIT Bombay) is a public engineering institute located in Powai, Mumbai, India. Established by the Government of India in 1958, IIT Bombay is an Institute of National Importance and a Deemed to be University. The Indian Institute of Technology Bombay retained its 3rd position in Engineering Category of the India Rankings 2024 for the sixth consecutive year, i.e. from 2019 to 2024. IIT Bombay was ranked at 2nd position in Engineering discipline of India Rankings for three consecutive year, i.e. from 2016 to 2018.



Indian Institute of Technology (IIT) Kanpur

Rank - 4

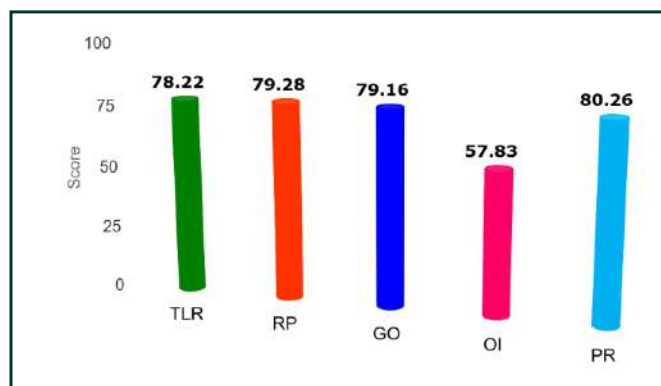
The Indian Institute of Technology Kanpur (IIT Kanpur) is a public engineering & research institute located in Kanpur, Uttar Pradesh. It began functioning in 1959. It is an Institute of National Importance declared by the Government of India under the IIT Act. The Indian Institute of Technology Kanpur retained its 4th position in Engineering discipline in the India Rankings 2024 for the fifth consecutive year, i.e. from 2020 to 2024. IIT Kanpur was ranked at 5th position in Engineering discipline of India Rankings for four consecutive year, i.e. from 2016 to 2019.



Indian Institute of Technology Kharagpur

Rank - 5

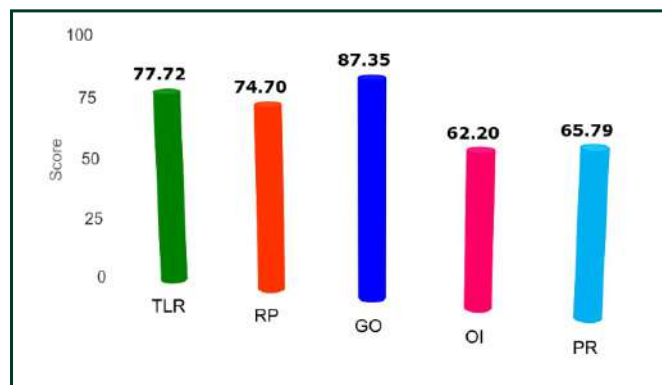
The Indian Institute of Technology Kharagpur (IIT Kharagpur) is a public engineering institute and Institute of National Importance established by the Government of India in 1951. The Institute was established and started its journey in the old Hijli Detention Camp, Hijli, Kharagpur, West Bengal. The Indian Institute of Technology Kharagpur stands at 5th position in Engineering discipline of the India Rankings 2024. It was ranked at 5th position for three consecutive year, i.e. from 2020 to 2022 and was ranked at 3rd and 4th positions in Engineering discipline of India Rankings in 2016 & 2017 and 2018 & 2019 respectively. It was ranked at 6th position in 2023 in in Engineering discipline of the India Rankings.



Indian Institute of Technology Roorkee

Rank - 6

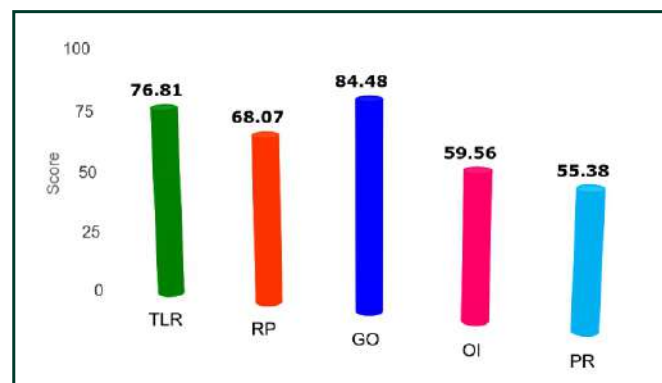
The Indian Institute of Technology Roorkee (IIT Roorkee), is the oldest technical Institute in Asia, and is among the foremost institutes of National Importance in higher technological & engineering education in the country. The Institute is the seventh IIT to be declared by the Government of India on September 21, 2001. It is located in Roorkee, Uttarakhand, India. The Indian Institute of Technology Roorkee (IIT Roorkee) stands at 6th position in Engineering discipline of the India Rankings 2024. It was ranked at 6th position in Engineering discipline of India Rankings 2024 for seven consecutive year, i.e. from 2016 to 2022. IIT Roorkee was ranked at 5th position in in Engineering discipline of India Rankings 2023.



Indian Institute of Technology (IIT) Guwahati

Rank - 7

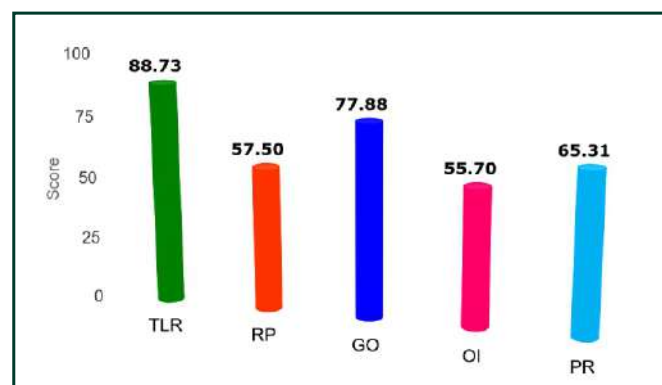
The Indian Institute of Technology Guwahati, established in 1994, located in Guwahati, Assam is the sixth member of the IIT fraternity. The academic programmes of IIT Guwahati commenced in 1995. IIT Guwahati is an Institute of National Importance declared by the Government of India. The Indian Institute of Technology Guwahati retained its 7th position in Engineering discipline of the India Rankings 2024 for eight consecutive year, i.e. from 2017 to 2024 and was ranked at 11th position in Engineering discipline of India Rankings 2016.



Indian Institute of Technology Hyderabad

Rank - 8

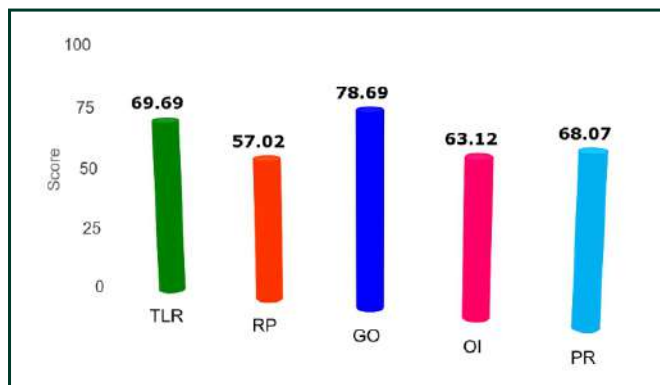
The Indian Institute of Technology Hyderabad is one among the 2nd generation of IITs started by the Govt. of India. It was started on 18th August 2008 from a temporary campus at Ordnance Factory. The permanent campus of the institute is located in Kandi village, Sangareddy. The Indian Institute of Technology Hyderabad retained its 8th position in Engineering discipline of the India Rankings 2024 for second consecutive year. IIT Hyderabad retained its 8th position in Engineering discipline of the India Rankings for three consecutive year, i.e. from 2019 to 2021. It was ranked at 7th, 9th and 10th positions in 2016, 2018 & 2022 and 2017 respectively in Engineering discipline of India Rankings.



National Institute of Technology Tiruchirappalli

Rank - 9

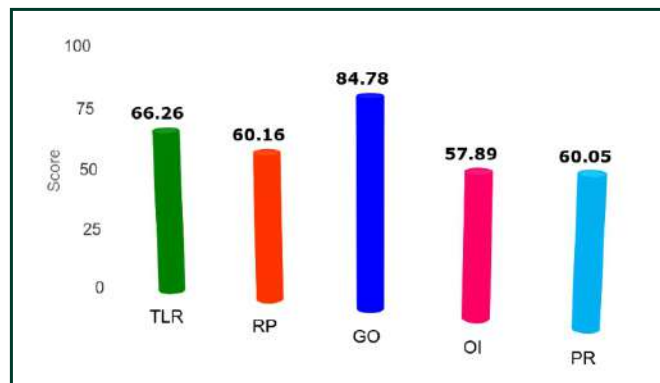
The National Institute of Technology Tiruchirappalli, (NITT or NIT Trichy), formerly known as Regional Engineering College, Tiruchirappalli, is a technical institute of national importance governed by the NIT Act passed by the Parliament of India. It was established in 1964. In 2003, the institution was granted “Deemed to be University” status and then it was renamed as the National Institute of Technology Tiruchirappalli. The National Institute of Technology Tiruchirappalli retained its 9th position in Engineering discipline in India Rankings 2024 for second consecutive year. It was ranked at 8th position in 2022, at 9th position in 2020 & 2021, at 10th position in 2019, at 11th position in 2017 & 2018 and at 12th position in 2016 in Engineering subject of the India Rankings.



Indian Institute of Technology (BHU) Varanasi

Rank - 10

The Indian Institute of Technology (Banaras Hindu University) Varanasi owes its existence to Bharat Ratna Mahamana Pandit Madan Mohan Malviya, the founder of the first residential University of modern India, Engineering education in BHU started in 1919 with the establishment of Banaras Engineering College (BENCO), College of Technology (TECHNO) and College of Mining & Metallurgy (MINMET). In 1968, the BENCO, MINMET, and TECHNO, were merged to form the Institute of Technology (IT-BHU). IT-BHU had been admitting students through the JEE conducted by the IITs since 1972. IT-BHU became IIT (BHU) Varanasi on June 29 2012, by an Act of Parliament. Indian Institute of Technology (BHU) Varanasi stands at 10th position in Engineering discipline of India Rankings 2024. IIT (BHU) was ranked between 11 to 19 from 2016 to 2023 except for 2017 when it was ranked at 31st position.



10.10 Top 10 Institutions in Management



MANAGEMENT

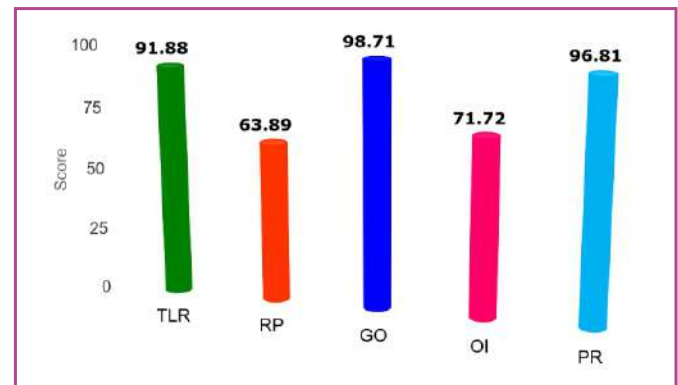
<https://www.nirfindia.org/>

Top 10 Institutions in Management

Indian Institute of Management Ahmedabad

Rank - 1

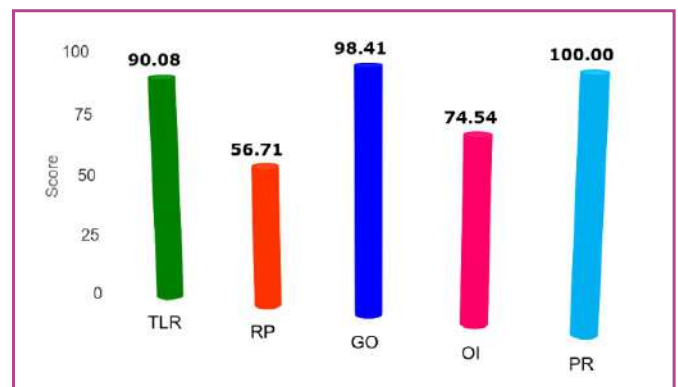
The Indian Institute of Management Ahmedabad (IIM Ahmedabad) is a top-notch public business school located in the city of Ahmedabad, Gujarat. The Institute was established on December 11, 1961 and is the second IIM to be established in the country. The Indian Institute of Management Ahmedabad retained its 1st position in Management subject of the India Rankings 2024 for the fifth consecutive year, i.e. from 2020 to 2024. IIM Ahmedabad was ranked amongst top two in Management discipline of the India Rankings from 2016 to 2019.



Indian Institute of Management Bangalore

Rank - 2

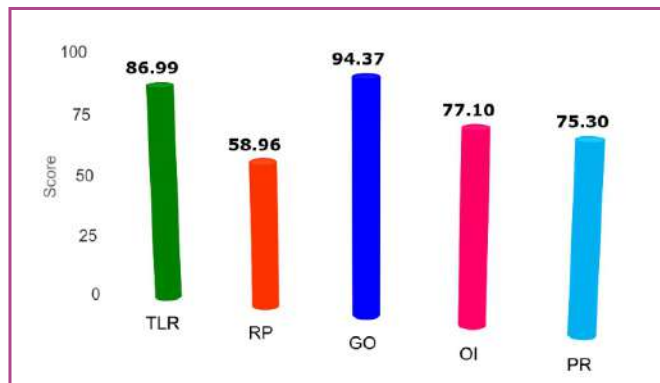
The Indian Institute of Management Bangalore (IIM Bangalore) is a premier public business school located in India's Silicon Valley, the city of Bengaluru, Karnataka. The Institute is the third IIM to be established in the country in 1973. The Indian Institute of Management Bangalore retained its 2nd position in the Management discipline of the India Rankings 2024 for the fifth consecutive year, i.e. from 2020 to 2024. IIM Bangalore was ranked amongst top two in Management subject of the India Rankings from 2016 to 2019.



Indian Institute of Management Kozhikode

Rank - 3

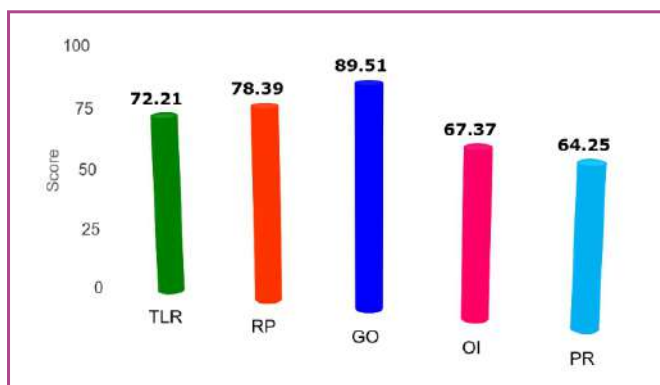
Indian Institute of Management (IIM) Kozhikode is the fifth IIM to be established by the Government of India in collaboration with Govt. of Kerala in the year 1997. Spread across 112-acre of land, IIM Kozhikode is situated in the Kunnamangalam area of ancient city of Calicut in Kerala. Indian Institute of Management Kozhikode stands at 3rd position in Management subject of India Rankings 2024 for the second consecutive year. IIM Kozhikode has consistently improved its rank from 8th position in 2019, 6th position in 2016, 2018 and 2020 to 4th position in 2021, 5th position in 2022 and 3rd position in 2023 and 2024.



Indian Institute of Technology Delhi

Rank - 4

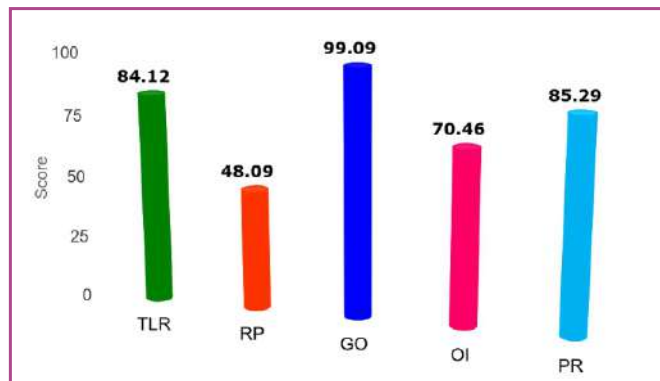
The Indian Institute of Technology Delhi (IIT Delhi) is a public engineering and research institute situated in Hauz Khas, Delhi. The Institute was established in 1961 as the College of Engineering & Technology affiliated to University of Delhi and was renamed later as "Indian Institute of Technology Delhi". IIT Delhi is an Institute of National Importance declared by the Government of India. The Indian Institute of Technology Delhi stands at 4th position in Management Category of India Rankings 2024. IIT Delhi was ranked between 5th to 9th positions in the Management discipline of the India Rankings from 2017 to 2021. It was ranked at 4th and 5th position in the Management subject of the India Rankings 2022 and 2023 respectively.



Indian Institute of Management Calcutta

Rank - 5

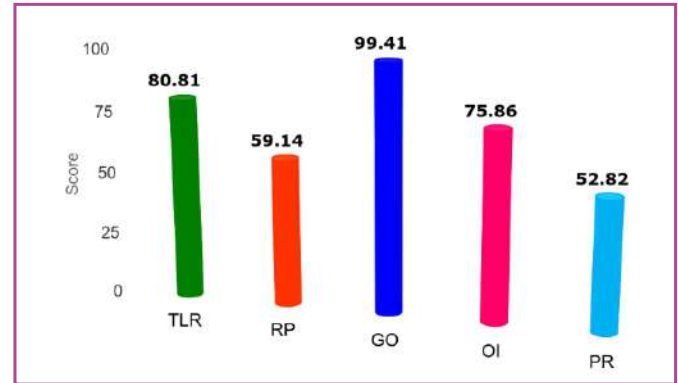
The Indian Institute of Management Calcutta (IIM Calcutta) was established as the first national institute for postgraduate studies and research in management by the Government of India in November 1961. The Institute is located at Joka, Kolkata, West Bengal. The Indian Institute of Management Calcutta stands at 5th position in the Management subject of the India Rankings 2024. It was ranked at 3rd position for seven consecutive year, i.e. from 2016 to 2022 and at 4th position in 2023.



Indian Institute of Management (Indian Institute of Industrial Engineering) Mumbai

Rank - 6

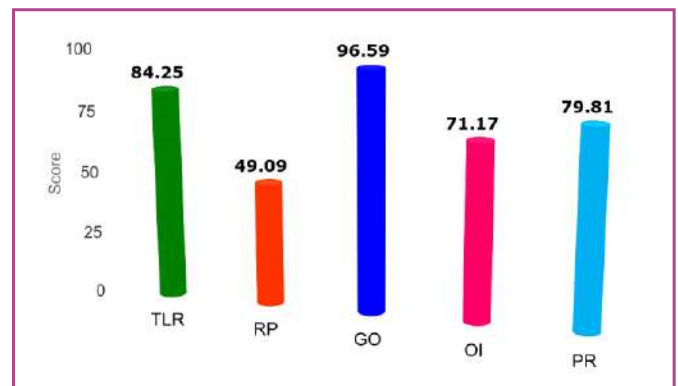
IIM Mumbai erstwhile known as NITIE was established by the Government of India in 1963 with the assistance of the United Nations Development Programme (UNDP) and the International Labor Organization (ILO). IIM Mumbai is committed to creating skilled professionals in diverse functional areas like Operations Management, Analytics, Finance, Marketing, Project Management, HR, Information Technology, and Sustainability Management. The Indian Institute of Management Mumbai stands at 6th position in Management discipline in the India Rankings 2024. IIM, Mumbai was ranked at 7th position in 2023, at 9th position in 2022, at 12th position in 2017, 2020 and 2021 and at 14th position in 2018 in the Management discipline of India Rankings.



Indian Institute of Management Lucknow

Rank - 7

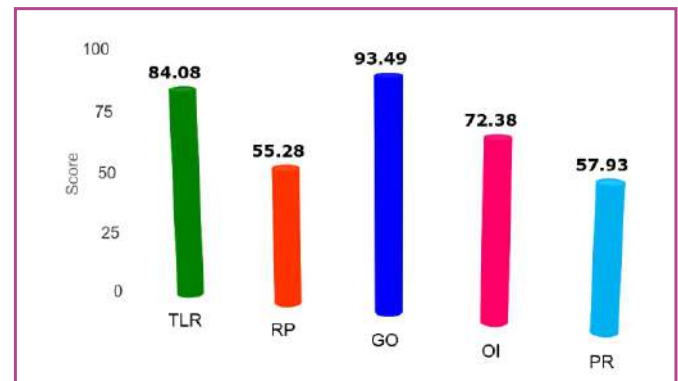
The Indian Institute of Management Lucknow (IIM Lucknow) is fourth in the prestigious IIM family of management schools established in India. The Institute was established in the year 1984. It is located in the city of Lucknow, Uttar Pradesh, India. The Indian Institute of Management Lucknow stands at 7th position in the Management subject of the India Rankings 2024. The IIM Lucknow was ranked at 4th position for five consecutive years in the Management subject of the India Rankings from 2016 to 2020. It was ranked at 6th position in 2022 and 2023 and at 7th position in the Management subject of India Rankings in 2021.



Indian Institute of Management Indore

Rank - 8

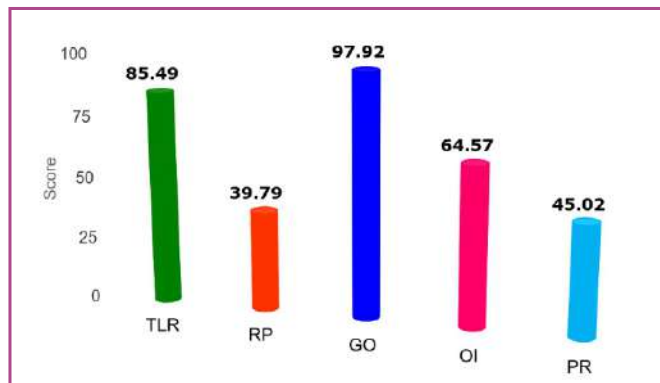
The Indian Institute of Management Indore (IIM Indore) was established in 1996 by the Department of Higher Education, Ministry of Education, Government of India with the objectives of imparting high quality management education and training. IIM Indore is recognized as premier management institutions and a leader in the field of management education, comparable to the best in the world for teaching, research and interaction with industries. IIM Indore is an Institute of National Importance under the Indian Institutes of Management Act 2017. Indian Institute of Management Indore stands at 8th position in the in Management discipline of the India Rankings 2024 for the second consecutive year. It was ranked between 5th to 11th positions in the Management subject of India Rankings from 2016 to 2022.



Xavier Labour Relations Institute (XLRI), Jamshedpur

Rank - 9

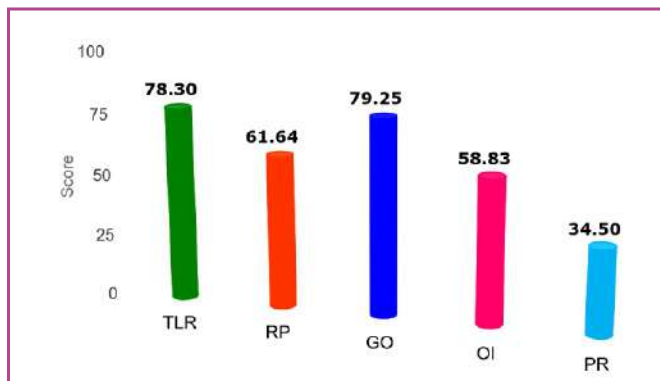
XLRI – Xavier School of Management is a private business school run by the Society of Jesus in Jamshedpur, Jharkhand, India. It was founded in 1949 in the steel city of Jamshedpur, as the oldest business school in India by a few visionary Jesuit Fathers to bring a change in the economy and society at large. The XLRI always strives to be a management school with a difference. Xavier Labour Relations Institute (XLRI), Jamshedpur stands at 9th position in Management Subject of the India Rankings 2024 for the second consecutive year. It was ranked between 7th and 13th positions in the Management discipline of India Rankings from 2016 to 2022.



Indian Institute of Technology Bombay

Rank - 10

The Indian Institute of Technology Bombay (IIT Bombay) is a public engineering institute located in Powai, Mumbai, India. Established by the Government of India in 1958, IIT Bombay is an Institute of National Importance and a Deemed to be University. The Indian Institute of Technology Bombay stands at 10th position in Management subject of the India Rankings 2024 for the second consecutive year. It was ranked at 5th position in 2018 and between 10th and 11th positions from 2019 to 2022 in Management subject of India Rankings.



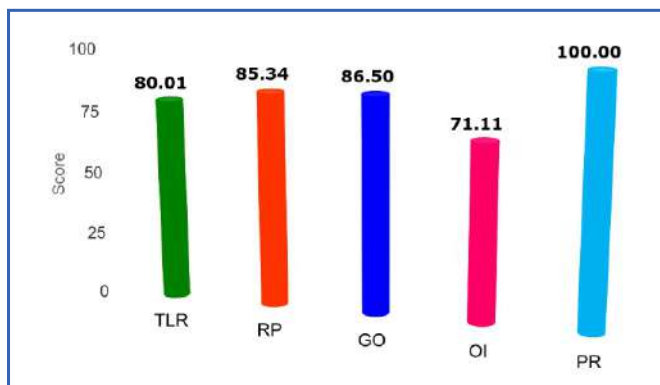


Top 10 Institutions in Pharmacy

Jamia Hamdard, New Delhi

Rank - 1

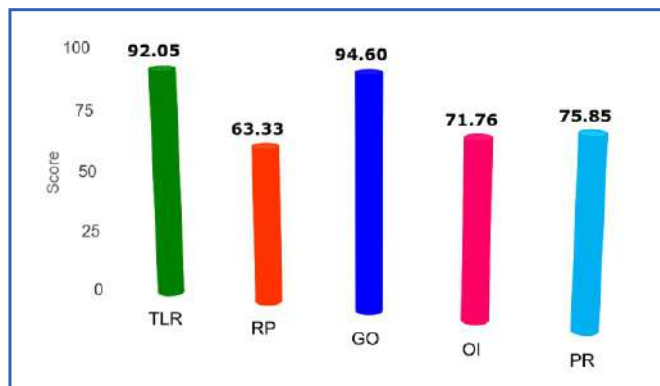
Jamia Hamdard is a “Deemed to be University” recognized by the Ministry of Education, Government of India. The history of Jamia Hamdard began with the establishment of a small Unani clinic in the year 1906 by Hakeem Hafiz Abdul Majeed, one of the well-known practitioners of Unani System of Medicine. The University was inaugurated by Late Shri Rajiv Gandhi on August 01, 1989 in New Delhi. Jamia Hamdard, Delhi stands at 1st position in Pharmacy discipline of the India Rankings 2024. Jamia Hamdard was ranked at 1st position for four consecutive year, i.e., from 2019 to 2022. It was ranked 1st, 2nd and 3rd positions in 2017, 2018 & 2023 and 2016 respectively in the Pharmacy discipline of the India Rankings.



National Institute of Pharmaceutical Education and Research, Hyderabad

Rank - 2

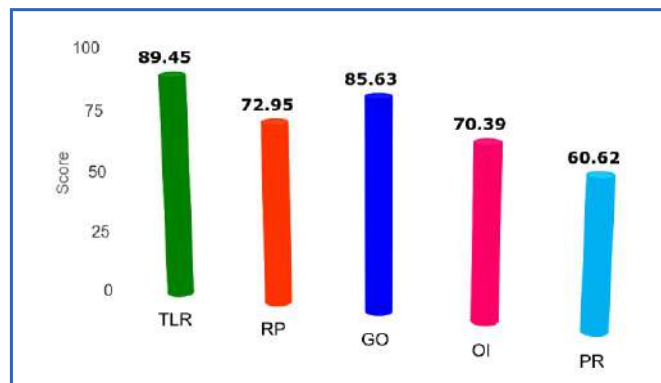
National Institute of Pharmaceutical Education and Research (NIPER), Hyderabad is an Institute of National Importance with proclaimed objectives of becoming Centre of Excellence for advanced research in pharmaceutical sciences. It was established in 2007. National Institute of Pharmaceutical Education and Research (NIPER), Hyderabad stands at the 2nd position in Pharmacy subject of the India Rankings 2024. It was ranked 1st position in 2023, at 2nd position in 2022 and between 5th and 6th positions from 2017 to 2021 in Pharmacy subject of the India Rankings.



Birla Institute of Technology & Science, Pilani

Rank - 3

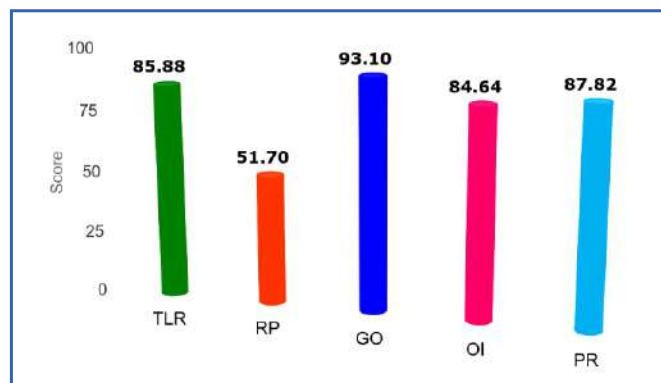
The Birla Institute of Technology & Science (BITS), established on 13th May, 1964, is a “Deemed to be University” founded by Mr. G. D. Birla. The University was established as regional engineering college and later on transformed into university. The Institute is one of the first six institutes to be awarded the Institute of Eminence status in 2018. Birla Institute of Technology & Science (BITS), Pilani stands at 3rd position in Pharmacy discipline of the India Rankings 2024 for the second consecutive year. BITS Pilani was ranked between 3rd to 6th positions in Pharmacy subject of the India Rankings from 2017 to 2022.



JSS college of Pharmacy, Ooty

Rank - 4

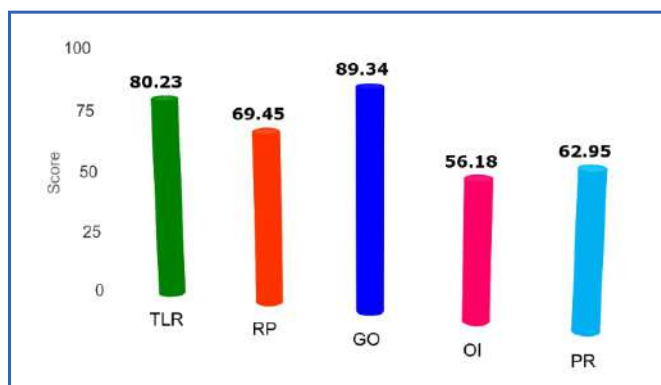
JSS College of Pharmacy (JSSCP), Ooty was established in 1980 with a view to provide job oriented professional courses in Pharmacy. The College is affiliated to the JSS University, Mysore and approved by AICTE, Pharmacy Council of India (PCI), Govt. of Tamil Nadu and recognized by other statutory bodies. JSS College of Pharmacy, Ooty stands at the 4th position in the Pharmacy subject of the India Rankings 2024 for the second consecutive year. JSS College of Pharmacy, Ooty was ranked between 6th and 17th positions in Pharmacy subject of the India Rankings from 2016 to 2022.



Institute of Chemical Technology, Mumbai

Rank - 5

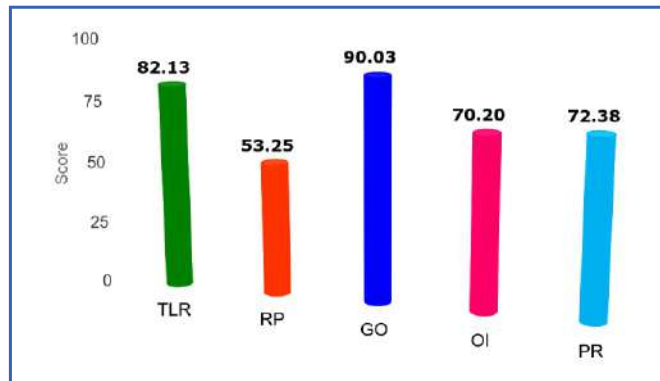
The Institute of Chemical Technology (ICT), formerly known as the University Department of Chemical Technology (UDCT), is a premier chemical technology research institute located in Mumbai, Maharashtra, India. The Institute was established on 1st October, 1933 by the University of Mumbai and was granted “Deemed to be University” status in 2008. Institute of Chemical Technology, Mumbai stands at the 5th position in Pharmacy discipline of the India Rankings 2024 for the second consecutive year. ICT Mumbai was ranked at 4th position for four consecutive year, i.e. from 2017 to 2020 and at 5th and 7th positions in 2021 and 2022 respectively in Pharmacy discipline of the India Rankings.



JSS College of Pharmacy, Mysore, Karnataka

Rank - 6

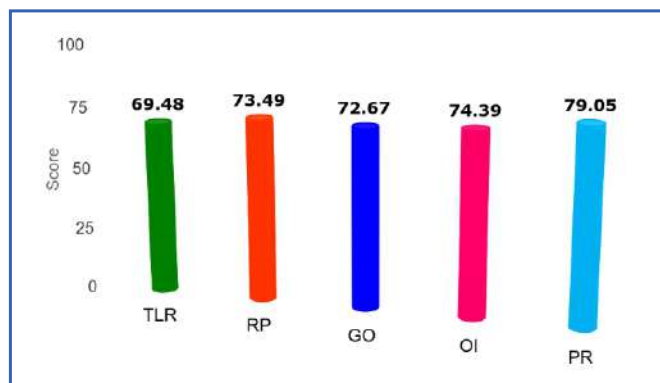
The JSS College of Pharmacy, Mysore is a constituent college of Jagadguru Sri Shivarathreshwara University, Mysore, Karnataka. The College was started in the year 1973 to become a centre for excellence in pharmaceutical education & research in the country. It is situated at Sri Shivarathreshwara Nagara on Mysore-Bangalore highway opposite to JSS institutions campus. JSS College of Pharmacy, Mysore stands at the 6th position in the Pharmacy discipline of the India Rankings 2024. It was ranked at 7th and 8th position in 2023 and 2022 respectively, at 9th position in 2021 and at 10th position from 2016 to 2020 in the Pharmacy subject of the India Rankings.



Panjab University, Chandigarh

Rank - 7

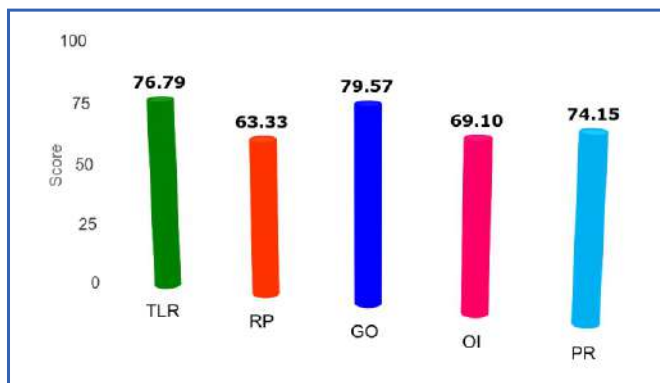
Panjab University was established in 1882 at Lahore. After partition in 1947, the University had no campus of its own for a decade. While the administrative office was located at Solan, Himachal Pradesh, the teaching departments functioned from Hoshiarpur, Jalandhar, Delhi and Amritsar. In 1956, the University was relocated to Chandigarh. The University was recognized by the UGC as the "University with Potential for Excellence in Biomedical Sciences" with facilities for Stem Cell Research and Drug Development. The Panjab University stands at 7th position in Pharmacy discipline of the India Rankings 2024. It was ranked at 2nd or 3rd position in the Pharmacy discipline of India Rankings from 2016 to 2022. Punjab University was ranked at 8th position in the Pharmacy discipline of India Rankings 2023.



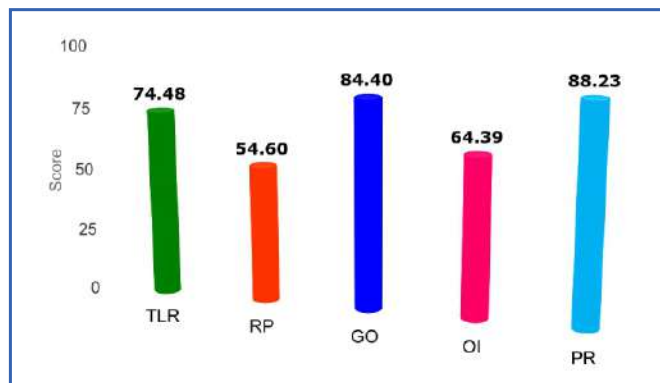
Manipal College of Pharmaceutical Sciences (MCOPS), Manipal, Karnataka

Rank - 8

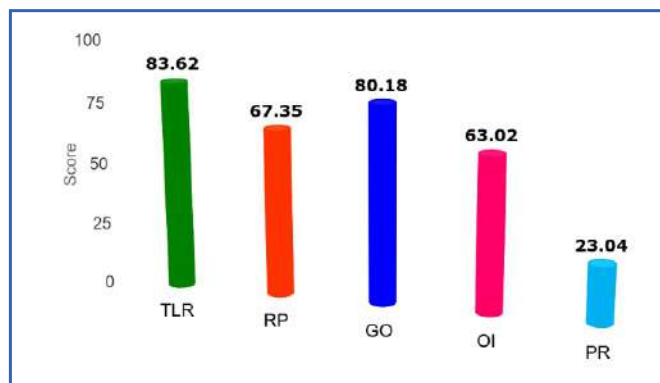
Manipal College of Pharmaceutical Sciences, Manipal, established in 1963 in Manipal, Udupi, Karnataka, started offering Diploma in Pharmacy (D.Pharm.) and became a degree college for Bachelor of Pharmacy (B.Pharm) program in 1965. Eventually, MCOPS became the first college to offer a postgraduate course (M.Pharm.) in Karnataka in 1970 and the Doctor of Pharmacy (Pharm.D.) program in 2008 in India. Manipal College of Pharmaceutical Sciences (MCOPS), Manipal retained its 8th position in the Pharmacy subject of the India Rankings 2024. MCOPS, Manipal was ranked between 7th and 9th positions in Pharmacy subject of the India Rankings from 2017 to 2023.



National Institute of Pharmaceutical Education and Research (NIPER), Mohali is the first national level institute in pharmaceutical sciences with a proclaimed objective of becoming a centre of excellence for advanced studies and research in pharmaceutical sciences. The Government of India has declared NIPER as an “Institute of National Importance”. National Institute of Pharmaceutical Education and Research (NIPER), Mohali stands at 9th position in Pharmacy subject of the India Rankings 2024. NIPER, Mohali was ranked between 1st to 4th position in Pharmacy discipline of the India Rankings from 2017 to 2022. NIPER Mohali was ranked at 6th position in 2023.



SVKM`s Narsee Monjee Institute of Management Studies (Shobhaben Pratapbhai Patel School of Pharmacy & Technology Management (SPPSPTM) was founded in 2006 with a vision to serve the healthcare system of the country. The courses are tailor-made to fulfil the requirements of the growing Pharma Industry and are reviewed regularly in consultation with the Board of Studies of the University, which comprises people from Pharma Industry, Research, FDA and top academicians from all over India. Over the years, SPPSPTM has made significant inroads in the sphere of pharmaceutical education and research, achieved by outstanding student participation in various activities ably supported by highly qualified and motivated faculty and a world-class infrastructure. SVKM`s Narsee Monjee Institute of Management Studies stands at 10th position in Pharmacy discipline of India Rankings 2024. It was ranked between 9th to 14th position from 2018 to 2023 and at 43rd position in 2017.



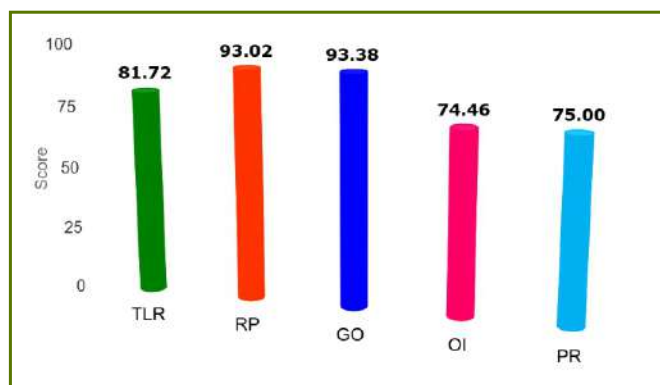


Top 5 Institutions in Architecture and Planning

Indian Institute of Technology Roorkee

Rank - 1

The Indian Institute of Technology Roorkee (IIT Roorkee), is the oldest technical Institute in Asia, and is among the foremost institutes of National Importance in higher technological & engineering education in the country. The Institute is the seventh IIT declared by the Government of India on September 21, 2001. It is located in Roorkee, Uttarakhand, India. The Indian Institute of Technology Roorkee (IIT Roorkee) retained its 1st position in Architecture subject of the India Rankings 2024 for the fourth consecutive year, i.e. from 2021 to 2024. IIT Roorkee was ranked at 2nd position in Architecture subject of the India Rankings from 2018 to 2020.



Indian Institute of Technology Kharagpur

Rank - 2

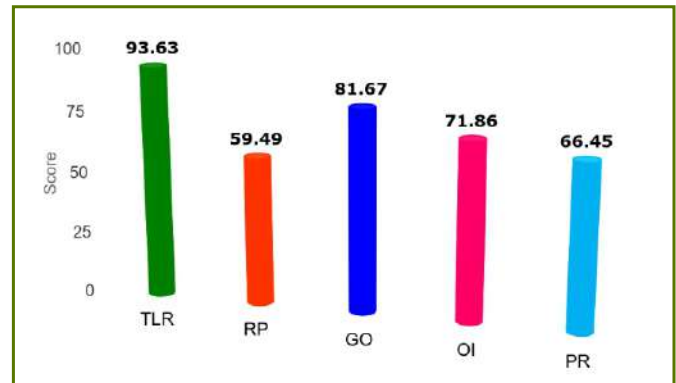
The Indian Institute of Technology Kharagpur (IIT Kharagpur) is a public engineering institute and Institute of National Importance established by the Government of India in 1951. The Institute was established and started its journey in the Old Hijli Detention Camp, Hijli, Kharagpur, West Bengal. The Indian Institute of Technology Kharagpur stands at 2nd position in Architecture subject of the India Rankings 2024. IIT Kharagpur retained the 3rd position in Architecture subject of the India Rankings for three consecutive year, i.e. from 2021 to 2023. It was ranked at 1st position in Architecture subject of the India Rankings from 2018 to 2020.



National Institute of Technology Calicut

Rank - 3

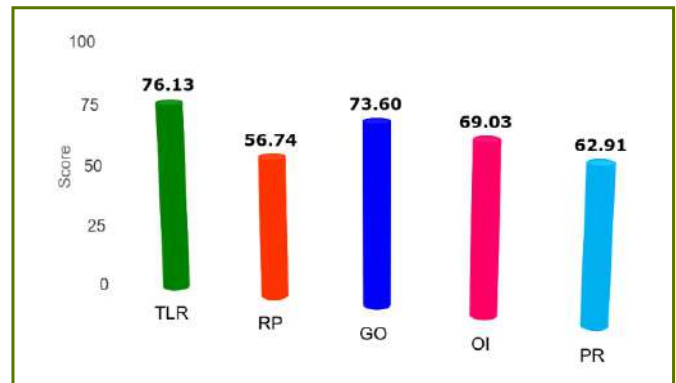
The National Institute of Technology Calicut (NIT Calicut or NITC), formerly Regional Engineering College Calicut, is a technical Institution of National Importance governed by the NIT Act passed by the Parliament of India. It was established in 1961 and was known as Calicut Regional Engineering College (CREC) until 2002. The National Institute of Technology Calicut stands at 3rd position in Architecture subject of the India Rankings 2024. It stood at 2nd position in Architecture subject of the India Rankings for three consecutive year, i.e. from 2021 to 2023. NIT Calicut was ranked at 3rd position in Architecture subject of the India Rankings in 2019 and 2020.



Indian Institute of Engineering Science and Technology, Shibpur

Rank - 4

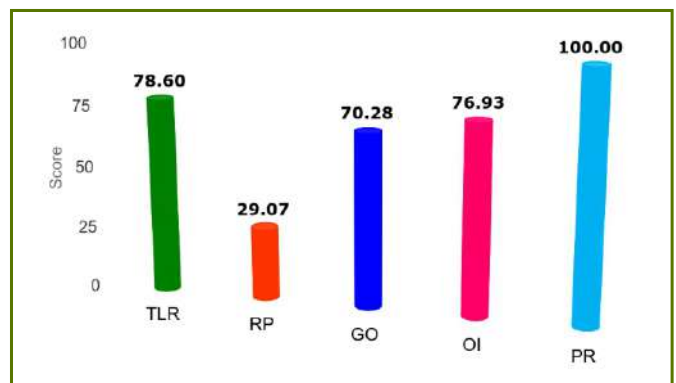
Indian Institute of Engineering Science and Technology (IEST), Shibpur was founded in 1856. IEST is the fourth oldest engineering institute in India after College of Engineering, Guindy, IIT Roorkee, College of Engineering, Pune, Bishop's College, Howrah. Originally founded as the Civil Engineering College in 1856, it was established as an independent entity in 1880 as Government College, Howrah. In 1921, the name of the college was changed to Bengal Engineering College with affiliated to the University of Calcutta. In 2004, the institution was conferred the status of a full-fledged university. It was formally inaugurated as Bengal Engineering and Science University by A. P. J. Abdul Kalam, the President of India, on 13 July 2005. It is recognised as an Institute of National Importance under Ministry of Education by the Government of India. The Indian Institute of Engineering Science and Technology (IEST), Shibpur stands at the 4th position in Architecture and Planning of India Rankings 2024. It was ranked between 6th to 10th position in Architecture and Planning from 2020 to 2023.



School of Planning and Architecture, New Delhi

Rank - 5

The School of Planning and Architecture, New Delhi (SPA New Delhi), established in the year 1941, is a premier higher education federal institute located in New Delhi, India. The Institute is one of the three Schools of Planning and Architecture (SPAs) established by the Ministry of Education, Government of India. The Institute was granted "Deemed to be University" status in 2008. It is one of the Institutes of National Importance of Ministry of Education. The Institute is specialized in education and research, and serving as the national centre of excellence, in the field of planning and architecture. School of Planning and Architecture New Delhi stands at the 5th position in Architecture subject of the India Rankings 2024 for the second consecutive year. SPA New Delhi was ranked between 3rd to 5th positions in Architecture subject of the India Rankings from 2018 to 2022.



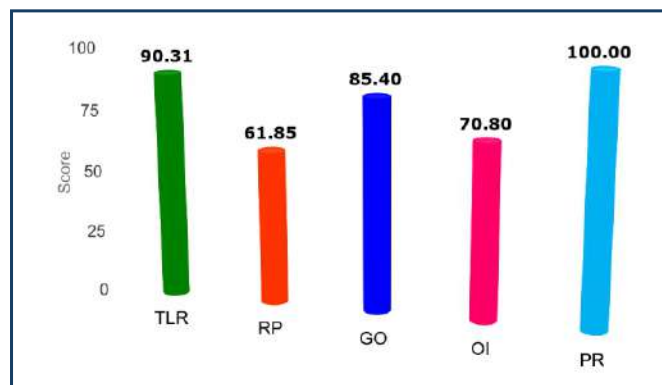


Top 5 Institutions in Law

National Law School of India University, Bengaluru

Rank - 1

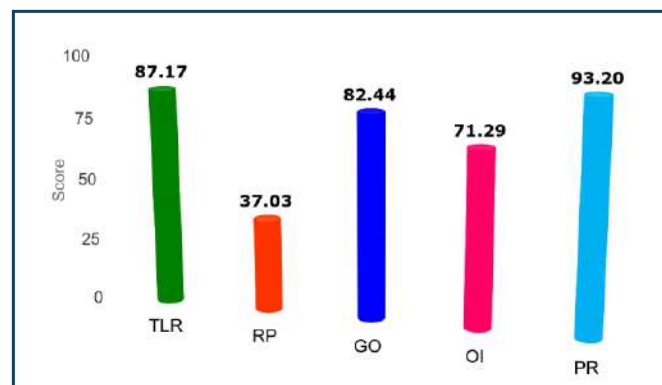
The National Law School of India University (NLSIU) was established in 1986 at Bengaluru by a statute passed by the Legislative Assembly of the State of Karnataka. It is an institution of legal education focusing on undergraduate and graduate legal and policy education in India. It was the first National Law University to be established in India as well as one of the first in the country to offer the five-year integrated undergraduate law degree. The National Law School of India University (NLSIU) has retained its 1st position in the Law subject of the India Rankings 2024 for the seventh consecutive year, i.e., from 2018 to 2024.



National Law University (NLU), Delhi

Rank - 2

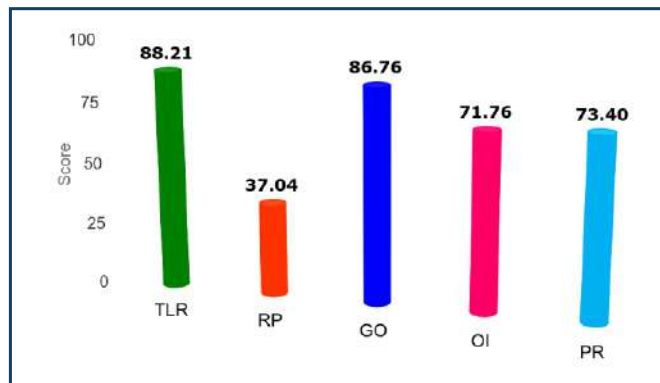
National Law University, Delhi (NLUD), established in 2008, is a prestigious law university in India. The University is one of the national law schools in India built on the five-year law degree model proposed and implemented by the Bar Council of India. The National Law University, Delhi has retained its 2nd position in the Law subject of the India Rankings 2024 for the seventh consecutive year, i.e., from 2018 to 2024.



Nalsar University of Law, Hyderabad

Rank - 3

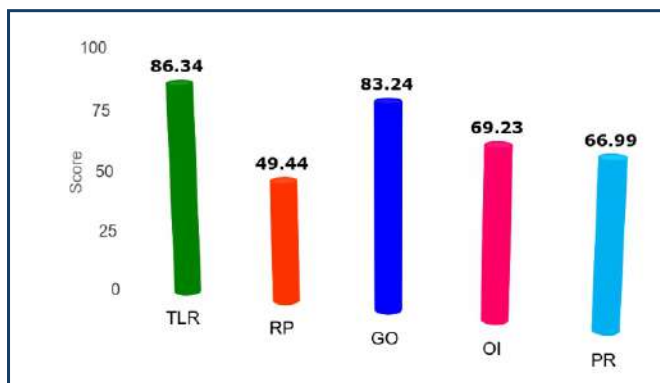
NALSAR University of Law, officially the National Academy of Legal Studies and Research (NALSAR), established in 1998, is a legal studies institution located in Shamirpet, Hyderabad, Telangana. NALSAR is counted amongst the top law schools of the country. It was the second National Law University to be instituted in India. The NALSAR University of Law retained its 3rd position in the Law subject of the India Rankings 2024 for the second consecutive year. It was ranked at 3rd position for four consecutive year, i.e., from 2018 to 2021. It was ranked at 4th position in the Law subject of the India Rankings 2022.



The West Bengal National University of Juridical Sciences, Kolkata

Rank - 4

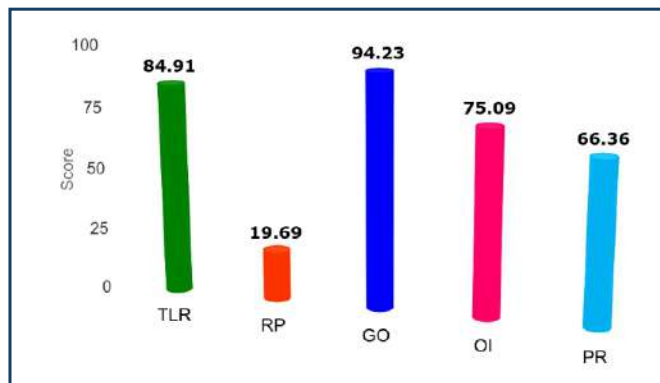
The West Bengal National University of Juridical Sciences is an autonomous National Law University established in 1999 under the WBNUJS Act, 1999 (West Bengal Act IX of 1999). The University is one of the best amongst the elite national law schools in India. The University offers courses at the undergraduate, postgraduate, M. Phil, Ph.D and LL.D and diploma in business laws and other programs. The University is known to be the second-best law school in the country after NLSIU. The West Bengal National University of Juridical Sciences retained its 4th position in Law subject in India Rankings 2024 for the second consecutive year. . It was ranked between 4th to 7th positions in the Law subject of the India Rankings from 2018 to 2022.



Symbiosis Law School, Pune

Rank - 5

Symbiosis Law School (SLS), Pune, was established in the heart of Pune city in 1977. In 2002, it became a constituent of Symbiosis International University. SLS Pune, has reached several milestones in teaching, learning, and research during its 38-year history. Symbiosis Law School stands at the 5th position in Law in India Rankings 2024. It was ranked at 3rd and 6th position in 2022 and 2023 respectively between 7th to 9th positions in law subject of the India Rankings from 2018 to 2021.



10.14 Top 5 Medical Institutions



MEDICAL

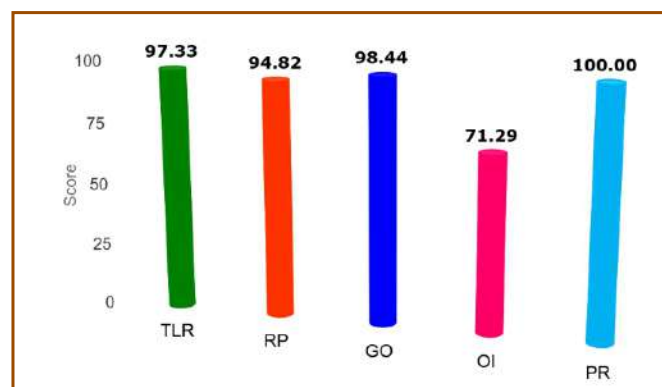
<https://www.nirfindia.org/>

Top 5 Medical Institutions

All India Institute of Medical Sciences, New Delhi

Rank - 1

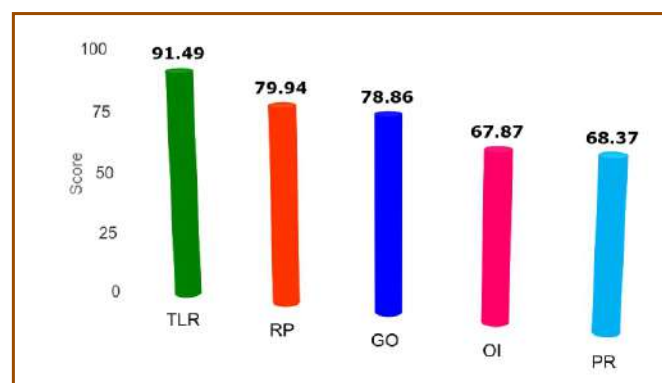
All India Institute of Medical Sciences, New Delhi (AIIMS New Delhi) established in 1956, under the All India Institute of Medical Sciences Act, 1956 as an Institution of National importance by an Act of Parliament with the objectives to develop patterns of teaching in undergraduate and postgraduate medical education in all its branches. All India Institute of Medical Sciences, New Delhi has retained its 1st position in the Medical subject of the India Rankings 2024 since last seven consecutive year, i.e., from 2018 to 2024.



Post Graduate Institute of Medical Education and Research (PGIMER), Chandigarh

Rank - 2

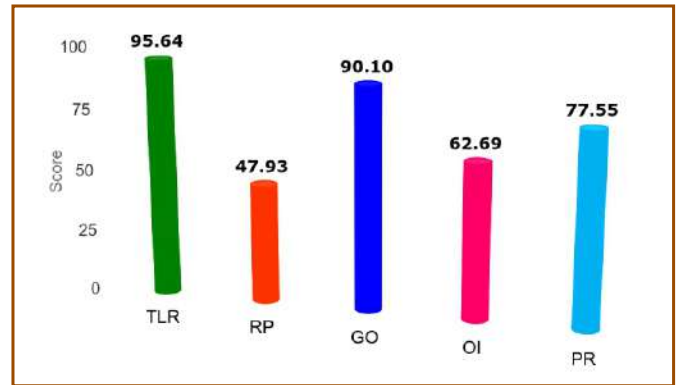
The Postgraduate Institute of Medical Education and Research (PGIMER) Chandigarh is a medical and research institute and Institute of National Importance established by the Government of India in 1962. The Institute was originally under the Government of undivided Punjab. After the reorganization of the state, the administrative control of the institute passed on to the Union Territory of Chandigarh in November 1966. The Institute became an autonomous body under the Act of Parliament in 1967 functioning under the Ministry of Health and Family Welfare, Government of India. PGIMER Chandigarh has retained its 2nd position in the Medical subject of the India Rankings 2024 since last seven consecutive year, i.e., from 2018 to 2024.



Christian Medical College, Vellore

Rank - 3

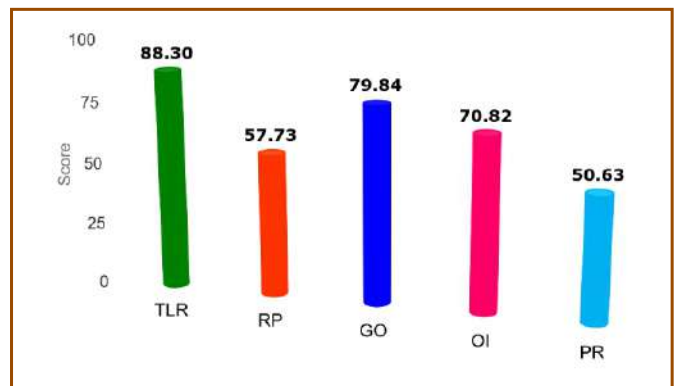
Christian Medical College and Hospital, Vellore (CMC Vellore) was established in 1900 by an American missionary Dr. Ida S. Scudder. It is a private minority-run educational and research institute located in the city of Vellore, Tamil Nadu. The Institute first started the College of Nursing in 1946. Christian Medical College and Hospital, Vellore has retained its 3rd position in the Medical subject of the India Rankings 2024 since last seven consecutive year, i.e., from 2018 to 2024.



National Institute of Mental Health and Neuro Sciences, Bangalore

Rank - 4

The National Institute of Mental Health and Neuro Sciences (NIMHANS) is a multidisciplinary institute for patient care and academic pursuit in the field of mental health and neurosciences. It was the result of the amalgamation of the erstwhile State Mental Hospital and the All India Institute of Mental Health (AIIMH) established by the Government of India in 1954. The Institute was inaugurated on 27th December 1974, establishing it as an autonomous body under the Societies Registration Act to lead in the area of medical service and research in the country. The Central Government recognized its eminent academic position, growth and contributions, and declared it a 'Deemed to be University' in 1994. In 2012, NIMHANS was conferred the status of an 'Institute of National Importance'. The National Institute of Mental Health and Neuro Sciences (NIMHANS) Bangalore retained its 4th position in the Medical subject of the India Rankings 2024 for the last five consecutive year, i.e. from 2020 to 2024.



Jawaharlal Institute of Post Graduate Medical Education & Research, Puducherry

Rank - 5

The Jawaharlal Institute of Postgraduate Medical Education & Research (JIPMER) is a medical school of high eminence, located in Pondicherry, India. JIPMER is an Institute of National Importance (INI) and a tertiary care referral hospital. It is under the direct administrative control of the Ministry of Health and Family Welfare, and Indian Government, with autonomy to run its internal administration. JIPMER currently has over 300 faculty members, over 700 resident physicians and over 800 nursing, administrative, and support staff. It admits 249 undergraduate students and 200 postgraduate students annually. The Jawaharlal Institute of Postgraduate Medical Education & Research (JIPMER) retained its 5th position under the Medical discipline of India Rankings 2024. It was ranked at 6th position in 2018 and 2022 and 8th position in 2019, 2020 and 2021 under the Medical discipline of India Rankings.



10.15 Top 5 Institutions in Dental



DENTAL

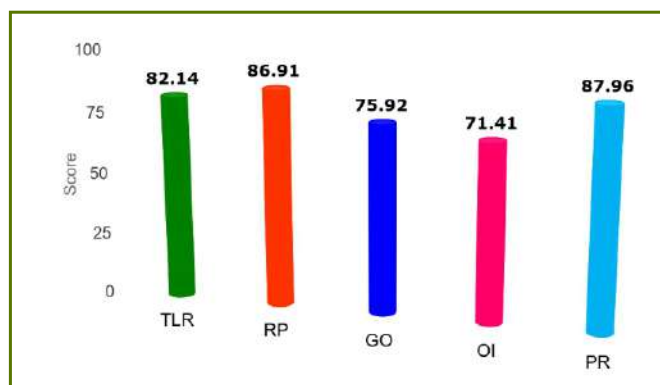
<https://www.nirfindia.org/>

Top 5 Institutions in Dental

Saveetha Institute of Medical and Technical Sciences, Chennai

Rank - 1

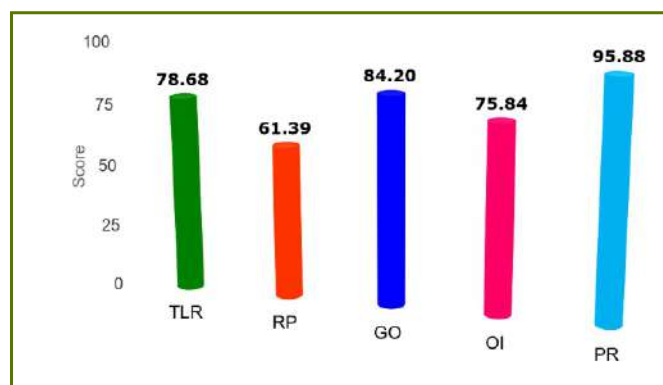
The Saveetha Institute of Medical and Technical Sciences is a private university located in Chennai, Tamil Nadu, India. It has eight disciplines of studies, namely Dental College, School of Management, School of Law, School of Engineering, School of Physiotherapy, School of Nursing and Medical College. The Saveetha Institute of Medical and Technical Sciences retained its 1st position in Dental subject of India Rankings 2024 for the third consecutive year. It was ranked at 3rd and 4th positions in Dental subject of the India Rankings 2021 and 2020 respectively.



Manipal College of Dental Sciences, Manipal

Rank - 2

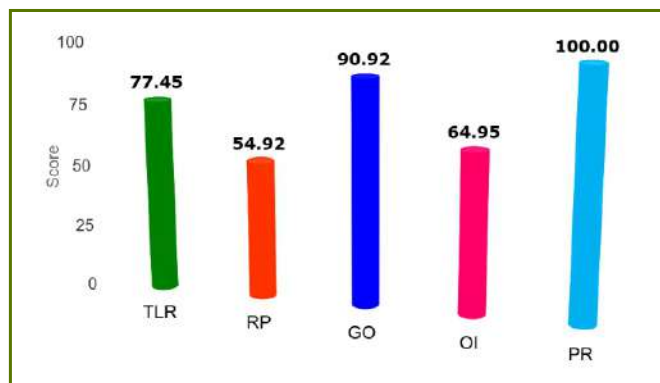
The Manipal College of Dental Sciences, Manipal, also known as MCODES, was established in 1965 and received accreditation by the Dental Council of India in 1970. It was India's first private dental college. The Manipal College of Dental Sciences, Manipal retained its 2nd position in Dental subject of India Rankings 2024 for three consecutive year. It was ranked at 1st and 2nd positions in Dental subject of the India Rankings 2021 and 2020 respectively.



Maulana Azad Institute of Dental Sciences, New Delhi

Rank - 3

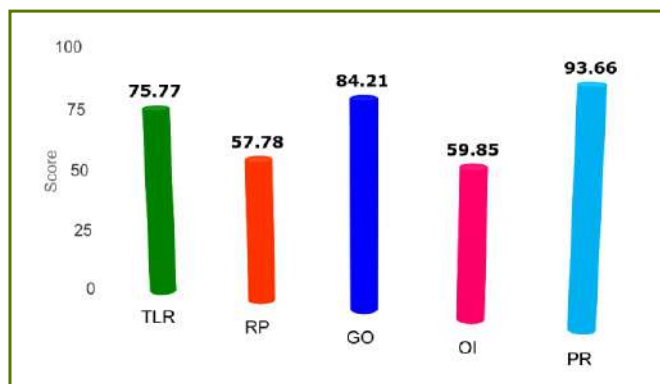
The Maulana Azad Institute of Dental Sciences (MAIDS), the dental wing of Maulana Medical College and Hospital, New Delhi was granted autonomous status by the Government of Delhi in 2006 and renamed as Maulana Azad Institute of Dental Sciences. MAIDS is affiliated to the University of Delhi. It was declared as one of the best dental institutions in India and was declared as “Center of Excellence”. The Maulana Azad Institute of Dental Sciences retained its 3rd position in Dental subject of India Rankings 2024. It was ranked at the 4th position for three consecutive year, i.e. from 2021 to 2023. It was ranked at 1st position in Dental subject of the India Rankings 2020.



King George Medical University, Lucknow

Rank - 4

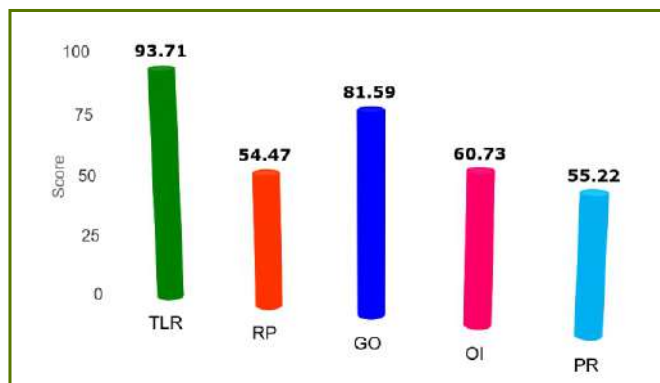
King George’s Medical University previously known as Chhatrapati Shahuji Maharaj Medical University (CSMMU) is one of the renowned medical institutes in Northern India. It was established in 1906 by King George V, the then Prince of Wales. It is a medical school, hospital and medical university located in Lucknow, Uttar Pradesh. King George’s Medical University stands at the 4th position in Dental subject of India Rankings 2024. It was ranked at 5th position in Dental subject of India Rankings in 2021 and 2022.



Dr. D. Y. Patil Vidyapeeth, Pune

Rank - 5

The dentistry Institution of Dr. D. Y. Patil Vidyapeeth, Pune (DPU) is one of the nine professional institutions of Dr. D. Y. Patil Vidyapeeth, Pune. The dentistry Institution of Dr. D. Y. Patil Vidyapeeth, Pune stands at 5th position in Dental subject of India Rankings 2024. It was ranked at 2nd and 3rd positions in Dental subject of the India Rankings 2021 and 2020, 2022 and 2023 respectively.



10.16 Top 5 Agriculture and Allied Sectors



AGRICULTURE AND ALLIED SECTORS

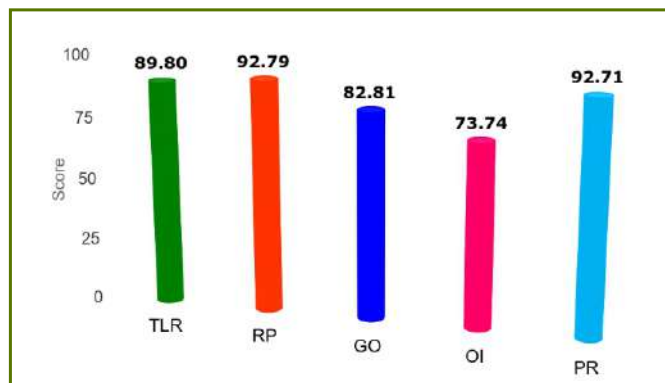
<https://www.nirfindia.org/>

Top 5 Institutions in Agriculture and Allied Sectors

Indian Agricultural Research Institute, New Delhi

Rank - 1

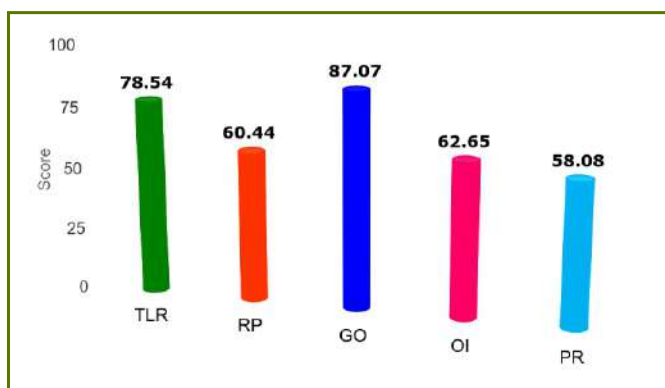
The Indian Agricultural Research Institute (IARI), popularly known as Pusa Institute, was established in 1905 at Pusa (Bihar) with the generous grant of 30,000 pounds from an American philanthropist, Mr. Henry Phipps. The Institute was then known as Agricultural Research Institute (ARI). The ARI was changed to Imperial Institute of Agricultural Research in 1911. It was renamed as Imperial Agricultural Research Institute in 1919. The Institute was shifted to Delhi on 29th July 1936 following a devastating earth quake on 15th January 1934. The Institute was renamed as Indian Agricultural Research Institute (IARI) after independence. The Indian Agricultural Research Institute (IARI) retained its 1st position in the Agriculture and Allied Sectors in India Rankings 2024 for the second consecutive year.



ICAR - National Dairy Research Institute, Karnal

Rank - 2

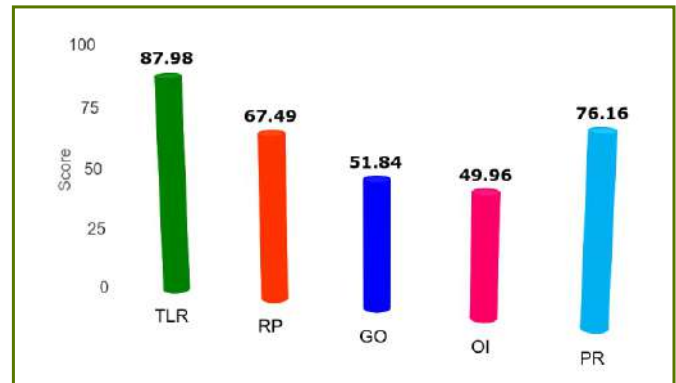
ICAR-National Dairy Research Institute (NDRI) at Karnal, Haryana was set-up in 1923 as the Imperial Institute for Animal Husbandry & Dairying in Bangalore. It is one of the premier Institutes in dairy sector, which has contributed immensely in the growth of dairy industry and played a crucial role in India's development in milk production. The Institute was renamed as Imperial Dairy Institute in 1936 and as National Dairy Research Institute in 1955 and was relocated to its present site in Karnal. The infrastructure of Imperial institute was retained as southern regional station of NDRI. NDRI was brought under Indian Council of Agricultural Research in 1970. The Institute has the distinction of being a Deemed University for implementing its academic programmes since 1989. ICAR-National Dairy Research Institute (NDRI) retained its 2nd position in the Agriculture and Allied Sectors in India Rankings 2024 for the second consecutive year.



Punjab Agricultural University (PAU), Ludhiana

Rank - 3

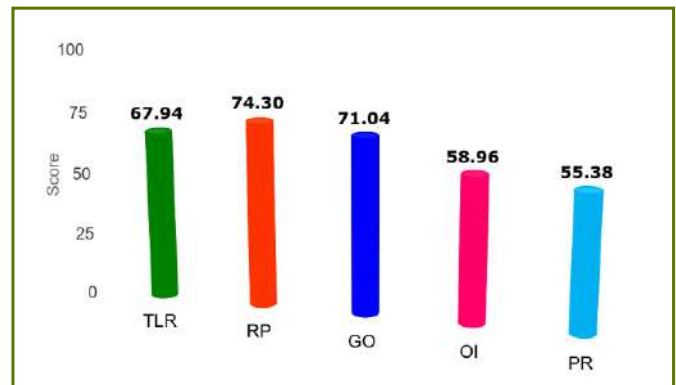
Punjab Agricultural University (PAU), a public funded state agricultural university, is located in Ludhiana district of Punjab. The University was established in 1962 and is the nation's third-oldest agricultural university. PAU pioneered the Green Revolution in India in the 1960s. In 2005, it was bifurcated with the formation of Guru Angad Dev Veterinary and Animal Sciences University (GADVASU). Punjab Agricultural University (PAU) retained its 3rd position in the Agriculture and Allied Sectors in India Rankings 2024 for the second consecutive year.



Banaras Hindu University, Varanasi

Rank - 4

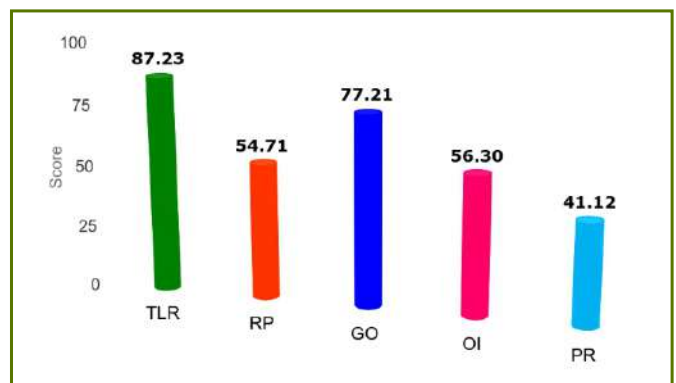
Banaras Hindu University (BHU) is an internationally reputed institute situated in the holy city of Varanasi, Uttar Pradesh, India. The University was founded by the great nationalist leader, Pandit Madan Mohan Malviya in 1916. Banaras Hindu University was created under the Parliamentary Legislation - BHU Act 1915. Banaras Hindu University retained its 4th position in the Agriculture and Allied Sectors in India Rankings 2024 for the second consecutive year.



Indian Veterinary Research Institute, Izatnagar

Rank - 5

Indian Veterinary Research Institute (IVRI) is located at Izatnagar, Bareilly in Uttar Pradesh. Known as Imperial Institute of Veterinary Research in 1925, and Imperial Veterinary Research Institute in 1936. Finally when India gained independence it was renamed as Indian Veterinary Research Institute. It came under administrative control of Indian Council of Agricultural Research in 1966. Formerly known as Imperial Bacteriological Laboratory, it was renamed in 1925 as Imperial Veterinary Research Institute. The name of the institute was changed following independence to Indian Veterinary Research Institute (IVRI), under the administrative control of the Indian Council of Agricultural Research (ICAR), New Delhi. It was conferred the status of the Deemed to be University in 1983 under Section 3 of UGC Act 1956. IVRI offers undergraduate, postgraduate and doctoral programs. The Indian Veterinary Research Institute (IVRI) stands at 5th position in the Agricultural and Allied Sector of India Rankings 2024. It stood at the 6th position in the Agricultural and Allied Sector of India Rankings 2023.



11. Execution

11.1 National Board of Accreditation (NBA)

The National Board of Accreditation (NBA) is the primary agency that was given the overall responsibility of coordinating and executing the Ranking work in consultation with the Implementation Core Committee, constituted by the Ministry of Education. NBA invited applications for registration of institutions for ranking in various disciplines and the overall ranking. It coordinated with its collaborators to execute all aspects of the ranking work.

11.2. INFLIBNET Centre

The Information and Library Network (INFLIBNET) Centre was responsible for the development of NIRF Web Portal including data capturing system, perception capturing system, the feedback mechanism and the ranking platform. The Centre also provided and verified data on publications, citations, patents, top 25% highly cited papers, H-Index and JCR-1Q. The Centre also deployed technical help desk at its premises.

11.3 Other Acknowledgements

We acknowledge with gratitude the help and advice from UGC and AICTE from time to time. We especially acknowledge the help and advice from our industrial partners, Elsevier and Clarivate Analytics.

12. URL of Ranked Institutions

Category / Discipline	No. of Ranked Institutions and Rank Band*	URL
 OVERALL	Rank: Top 100 Rank bands: 101-150 & 151-200	https://www.nirfindia.org/2024/OverallRanking.html
 UNIVERSITIES	Rank: Top 100 Rank bands: 101-150 & 151-200	https://www.nirfindia.org/2024/UniversityRanking.html
 STATE PUBLIC UNIVERSITIES	Rank: Top 50 Rank band: 51-100	https://www.nirfindia.org/2024/StatePublicUniversityRanking.html
 OPEN UNIVERSITIES	Rank: Top 3	https://www.nirfindia.org/2024/OpenUniversityRanking.html
 SKILL UNIVERSITIES	Rank: Top 3	https://www.nirfindia.org/2024/SkillRanking.html
 COLLEGES	Rank: Top 100 Rank bands: 101-150, 151-200 & 201-300	https://www.nirfindia.org/2024/CollegeRanking.html
 RESEARCH INSTITUTIONS	Rank: Top 50	https://www.nirfindia.org/2024/ResearchRanking.html
 INNOVATION INSTITUTIONS	Rank: Top 10 Rank band: 11-50	https://www.nirfindia.org/2024/InnovationRanking.html
 ENGINEERING	Rank: Top 100 Rank bands: 101-150, 151-200 & 201-300	https://www.nirfindia.org/2024/EngineeringRanking.html
 MANAGEMENT	Rank: Top 100 Rank band: 101-125	https://www.nirfindia.org/2024/ManagementRanking.html
 PHARMACY	Rank: Top 100 Rank band: 101-125	https://www.nirfindia.org/2024/PharmacyRanking.html
 ARCHITECTURE & PLANNING	Rank: Top 40	https://www.nirfindia.org/2024/ArchitectureRanking.html
 LAW	Rank: Top 40	https://www.nirfindia.org/2024/LawRanking.html
 MEDICAL	Rank: Top 50	https://www.nirfindia.org/2024/MedicalRanking.html
 DENTAL	Rank: Top 40	https://www.nirfindia.org/2024/DentalRanking.html
 AGRICULTURE & ALLIED SECTORS	Rank: Top 40	https://www.nirfindia.org/2024/AgricultureRanking.html

* Institutions in rank bands are listed in alphabetical order:



National Institutional Ranking Framework



National Board of Accreditation

4th floor, East Tower, NBCC Place,
Bhisham Pitamah Marg Pragati Vihar
New Delhi 110003, INDIA
011 24360620 - 22
Fax - 011 43084903